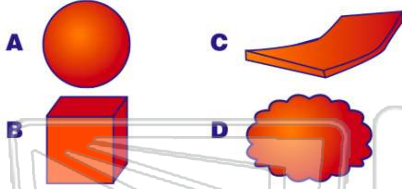




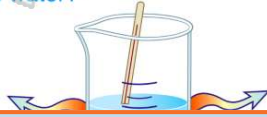
Name _____ Class _____ Date _____

1 The four objects below are made of the same material and have the same mass. Which object will settle fastest in calm water?



3 The temperature of water in a container was 60°C. Ten minutes later, the water temperature was 35°C. What was the rate of cooling of the water?

- A 25 C°/min
- B 2.5 C°/min
- C 35 C°/min



2 A student is asked to classify several rocks. For best results, the classification should be based on

- A inferences
- B interpretations
- C hypotheses
- D observations



4 What is the dewpoint when the dry-bulb temperature is 14°C and the wet-bulb temperature is 8°C?

- A 1°C
- B -9°C
- C 6°C
- D 22°C



PREVIEW

Please [Sign In](#) or [Sign Up](#) to download the printable version of this worksheet

7

- B 60°
- C 48°
- D 4°

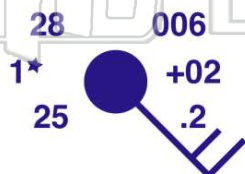


- A cool, humid, and windy
- B cool, dry, and calm
- C warm, humid, and calm
- D warm, dry, and windy



9 What is the air pressure indicated on the weather station model shown below?

- A 900.6 mb
- B 960.0 mb
- C 1000.6 mb
- D 1006.0 mb



10 Through which of the following loose soil materials does water infiltrate fastest?

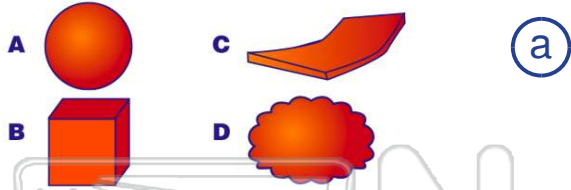
- A clay
- B silt
- C sand
- D pebbles





ANSWER KEY

The four objects below are made of the same material and have the same mass. Which object will **settle fastest** in calm water?



(a)

A student is asked to classify several rocks. For best results, the **classification** should be based on

- A inferences
- B interpretations
- C hypotheses
- D observations



(d)

The temperature of water in a container was 60°C . Ten minutes later, the water temperature was 35°C . What was the **rate of cooling** of the water?

- A $25^{\circ}\text{C}/\text{min}$
- B $2.5^{\circ}\text{C}/\text{min}$
- C $35^{\circ}\text{C}/\text{min}$
- D $3.5^{\circ}\text{C}/\text{min}$



(b)

What is the **dewpoint** when the **dry-bulb temperature** is 14°C and the **wet-bulb temperature** is 8°C ?

- A 1°C
- B -9°C
- C 6°C
- D 22°C

(a)



PREVIEW

Please [Sign In](#) or [Sign Up](#) to download the printable version of this worksheet

- C 48°
- D 4°

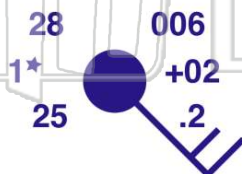


- C warm, humid, and calm
- D warm, dry, and windy



What is the **air pressure** indicated on the weather station model shown below?

- A 900.6 mb
- B 960.0 mb
- C 1000.6 mb
- D 1006.0 mb



(c)

Through which of the following loose soil materials does **water infiltrate fastest**?

- A clay
- B silt
- C sand
- D pebbles



(d)