



Consonant Blends and Digraphs

ELA
A

Name _____ Class _____ Date _____

1 begins with **bl**

- A true
- B false



2 begins with **sh**

- A true
- B false



3 begins with **fl**

- A true
- B false



4 begins with **dr**

- A true
- B false



5



PREVIEW

7

Please [Sign In](#) or [Sign Up](#) to download the printable version of this worksheet

- A true
- B false



- A true
- B false



9

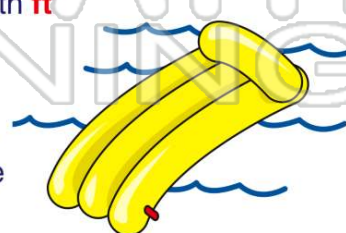
ends with **lt**

- A true
- B false



10 ends with **ft**

- A true
- B false





ANSWER KEY

begins with **bl**

- A** true
- B** false



(a)

begins with **sh**


- A** true
- B** false



(b)

begins with **fl**

- A** true
- B** false



(a)

begins with **dr**

- A** true
- B** false



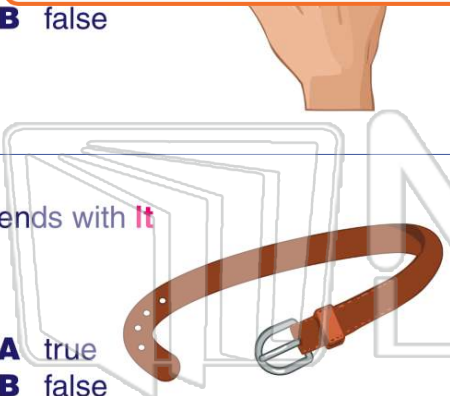
(a)



PREVIEW

Please [Sign In](#) or [Sign Up](#) to download the printable version of this worksheet

B false



(a)

B false

ends with **ft**

- A** true
- B** false



(a)