



Name _____ Class _____ Date _____

1 How many children **ride** to school?

HOW WE GET TO SCHOOL

	Bus	Car	Walk
A 1			X
B 3	X		
C 4	X		
D 5	X	X	
	X		
		X	
			X

3 What costs **less** at the grocery than at the pharmacy?

	Grocery	Pharmacy
A	.89	\$.99
B	.50	.50
C	\$2.65	\$2.50

2 How much does **milk** cost at the **Big G**?

PRICE CHART

	Big G	Deli
A \$1.49	\$1.49	\$1.60
B \$1.60	.99	.89
C \$0.99	.50	.50
D \$0.50		

4 What costs the **same** at both stores?

PRICE CHART

	Big G	Deli
A milk	\$1.49	\$1.60
B eggs	.99	.89
C candy bar	.50	.50

5




PREVIEW

7 Please [Sign In](#) or [Sign Up](#) to download the printable version of this worksheet



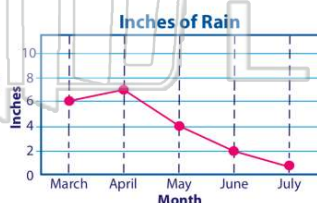
- A Monday
- B Tuesday
- C Wednesday
- D Thursday



- A January
- B February
- C March
- D April

9 Which month had only **2 inches** of rain?

- A January
- B April
- C May
- D June



10 How many lunches were bought in **October**?

- A 43
- B 132
- C 117
- D 116

	Sept	Oct	Nov
1st Grade	10	15	12
2nd Grade	26	23	33
3rd Grade	38	43	40
4th Grade	38	43	40
TOTAL	116	117	132



ANSWER KEY

How many children **ride** to school?

HOW WE GET TO SCHOOL

	Bus	Car	Walk
Sam			X
Joe	X		
Bob		X	
Karl	X		
Laura		X	

- A 1
- B 3
- C 4
- D 5

(C)

How much does **milk** cost at the **Big G**?

PRICE CHART

	Big G	Deli
Milk	\$1.49	\$1.60
Eggs	.99	.89
Candy bar	.50	.50

- A \$1.49
- B \$1.60
- C \$0.99
- D \$0.50

(a)

What costs **less** at the grocery than at the pharmacy?

	Grocery	Pharmacy
Candy	.89	\$.99
Gum	.50	.50
Cake	\$2.65	\$2.50

- A gum
- B food
- C food
- D candy

(d)

What costs the **same** at both stores?

PRICE CHART

	Big G	Deli
Milk	\$1.49	\$1.60
Eggs	.99	.89
Candy bar	.50	.50

- A milk
- B eggs
- C candy bars

(C)



PREVIEW

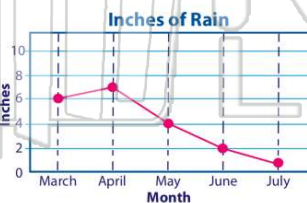
Please [Sign In](#) or [Sign Up](#) to download the printable version of this worksheet

- 75 65 60 55
- A Monday
 - B Tuesday
 - C Wednesday
 - D Thursday

- 0 January February March April May
- Month
- A January
 - B February
 - C March
 - D April

Which month had only **2 inches** of rain?

- A January
- B April
- C May
- D June



(C)

How many lunches were bought in **October**?

- A 43
- B 132
- C 117
- D 116

BOUGHT LUNCHES

	Sept	Oct	Nov
1st Grade	10	15	12
2nd Grade	26	23	33
3rd Grade	38	43	40
4th Grade	38	43	40
TOTAL	116	117	132

(C)