





Name _____ Class _____ Date _____

1 What is missing?



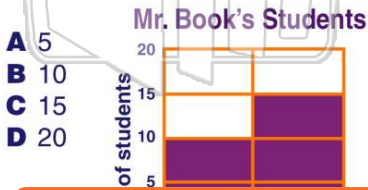
- A banana
- B pear
- C apple
- D fruits

2 What is missing?




- A horse
- B cow
- C animals
- D sheep

3 How many boys are in the class?



- A 5
- B 10
- C 15
- D 20

4 How many girls are in the class?



- A 5
- B 10
- C 15
- D 20



PREVIEW

Please [Sign In](#) or [Sign Up](#) to download the printable version of this worksheet

7

melon	4
grapes	7
apple	10
banana	14

8

melon	4
grapes	7
apple	10
banana	14

9 More people like grapes than melon.

- A true
- B false

Favorite Fruit

Fruit	Number of People
apple	4
grapes	7
melon	10
banana	14

10 The number of people who like bananas best is

- A 4
- B 7
- C 10
- D 14

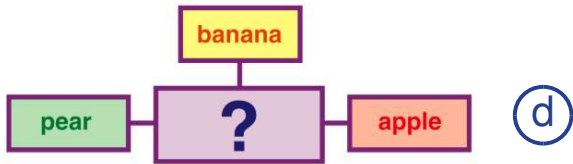
Favorite Fruit

Fruit	Number of People
apple	4
grapes	7
melon	10
banana	14



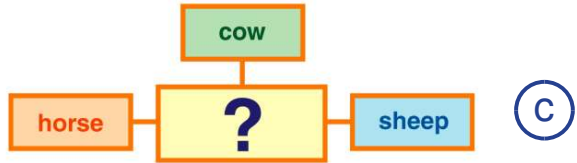
ANSWER KEY

What is missing?



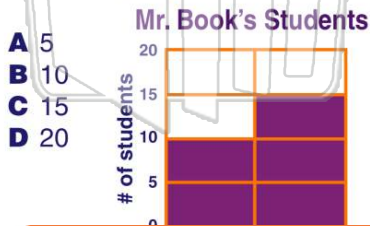
- A banana
- B pear
- C apple
- D fruits

What is missing?



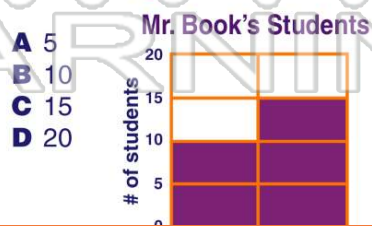
- A horse
- B cow
- C animals
- D sheep

How many **boys** are in the class?



- A 5
- B 10
- C 15
- D 20

How many **girls** are in the class?



- A 5
- B 10
- C 15
- D 20



PREVIEW

Please [Sign In](#) or [Sign Up](#) to download the printable version of this worksheet

grapes	7
melon	10
banana	14

More people like grapes than **melon**.

- A true
- B false

Favorite Fruit

Fruit	Number of People
apple	4
grapes	7
melon	10
banana	14

grapes	7
melon	10
banana	14

The number of people who like **bananas best** is _____.

- A 4
- B 7
- C 10
- D 14

Favorite Fruit

Fruit	Number of People
apple	4
grapes	7
melon	10
banana	14