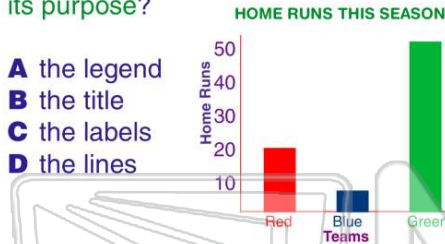




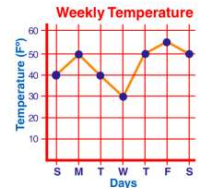
Name _____ Class _____ Date _____

1 What part of a **graphic** explains its purpose?



- A the legend
- B the title
- C the labels
- D the lines

2 What **purpose** do the labels for the axes on a graph serve?



- A to point out important facts
- B to make the graph eye catching
- C to indicate what is being measured
- D to tell what you can learn

3 A **pictograph** uses symbols or small pictures



- A to measure objects
- B to attract attention

4 **Bar graphs, line graphs, and pictographs** show or compare amounts.



- A true



PREVIEW

Please [Sign In](#) or [Sign Up](#) to download the printable version of this worksheet

- B make the reader think about something else
- C are colorful
- D can show rather than tell a point of view




- B false




9 A **diagram** makes it easier to understand the author's message.

- A true
- B false



10 An appropriate **diagram** to accompany an article describing the anatomy of a fish might be _____

- A a labeled picture of the ocean
- B a set of fish pictures in boxes
- C a cutaway of the insides of a fish
- D a black and white drawing of a fish

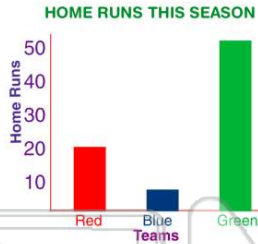




ANSWER KEY

What part of a **graphic** explains its purpose?

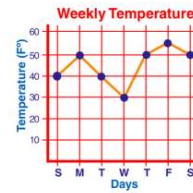
- A the legend
- B the title
- C the labels
- D the lines



(b)

What **purpose** do the labels for the axes on a graph serve?

- A to point out important facts
- B to make the graph eye catching
- C to indicate what is being measured
- D to tell what you can learn



(c)

A **pictograph** uses symbols or small pictures



(d)

Bar graphs, line graphs, and pictographs show or compare amounts.



(a)

- A to measure objects
- B to attract attention
- C to illustrate change

- A true
- B false



PREVIEW

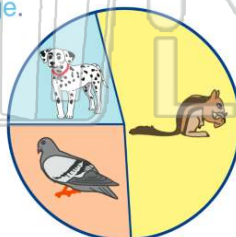
Please [Sign In](#) or [Sign Up](#) to download the printable version of this worksheet

- C are colorful
- D can show rather than tell a point of view



A **diagram** makes it easier to understand the author's message.


- A true
- B false



(a)

An appropriate **diagram** to accompany an article describing the anatomy of a fish might be

- A a labeled picture of the ocean
- B a set of fish pictures in boxes
- C a cutaway of the insides of a fish
- D a black and white drawing of a fish



(c)