



Name _____ Class _____ Date _____

1 **Graphs** help you draw conclusions from sets of facts.

- A true
- B false

Favorite Summer Activities



Key: 1 = 2 People

2 What is the purpose of a **diagram** in a **science** text?

- A to make sure the reader pays attention
- B to compare more than one idea
- C to fill up the empty space
- D to show something described in the text



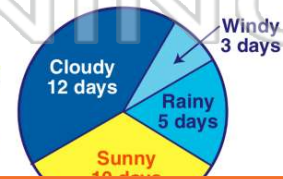
3 **Photographs** appear in **social studies** textbooks in order to

- A explain how ideas go together
- B present real life images



4 A **pie chart** is like a

- A graph
- B diagram
- C table
- D cartoon



PREVIEW

Please [Sign In](#) or [Sign Up](#) to download the printable version of this worksheet

7

- A true
- B false



- B decide what to write for an English paper
- C know whether or not the author is an expert
- D tell the difference between ideas



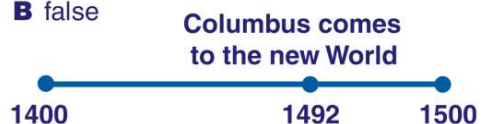
9 A **table of contents** without page numbers is useless.

- A true
- B false



10 A **timeline** includes **only dates and times**.

- A true
- B false





ANSWER KEY

Graphs help you draw conclusions from sets of facts.

- A true
- B false

Pool	
Beach	
Sports	
Picnic	

(a)

What is the purpose of a **diagram** in a **science** text?

- A to make sure the reader pays attention
- B to compare more than one idea
- C to fill up the empty space
- D to show something described in the text



(d)

Photographs appear in **social studies** textbooks in order to

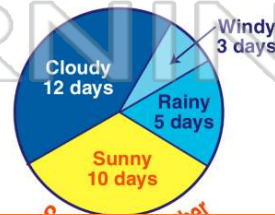
- A explain how ideas go together
- B present real life images
- C add color



(b)

A **pie chart** is like a

- A graph
- B diagram
- C table
- D cartoon



(a)



PREVIEW

Please [Sign In](#) or [Sign Up](#) to download the printable version of this worksheet

B false



- C know whether or not the author is an expert
- D tell the difference between ideas



A **table of contents** without page numbers is useless.

- A true
- B false



(a)

A **timeline** includes only dates and times.

- A true
- B false

Columbus comes to the new World



(b)