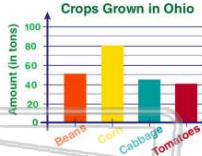




Name _____ Class _____ Date _____


1 A **visual aid** that helps a student **understand relationships** between sets of numbers is known as a _____.

- A gram
- B graph
- C line
- D grate



2 A **round graph** is known as a(n) _____ graph.

- A bar
- B picture
- C circle
- D line



3 In a circle graph, each piece represents **part of the whole**.


True or false?

- A true
- B false



4 In a circle graph, **all of the wedges** add up to _____ percent.

- A 25
- B 50
- C 75
- D 100



5

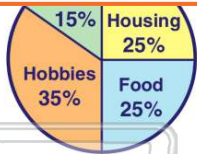


PREVIEW

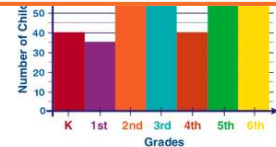
Please [Sign In](#) or [Sign Up](#) to download the printable version of this worksheet

7

- A true
- B false



- B line graph
- C bar graph
- D picture graph

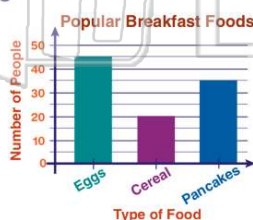


9

When reading a bar graph, the **length** of each bar is significant.

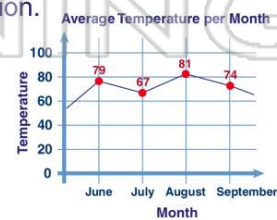
True or false?

- A true
- B false



10 Bar graphs and line graphs use **horizontal and vertical axes** to show information.

- A verbal
- B line
- C x-
- D vertical

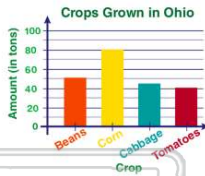




ANSWER KEY

A **visual aid** that helps a student **understand relationships** between sets of numbers is known as a _____.


- A gram
- B graph
- C line
- D grate



(b)

A **round graph** is known as a(n) _____ graph.

- A bar
- B picture
- C circle
- D line

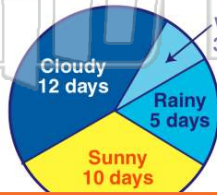


(c)

In a circle graph, each piece represents **part of the whole**.

True or false?


- A true
- B false



(a)

In a circle graph, **all of the wedges** add up to _____ percent.

- A 25
- B 50
- C 75
- D 100



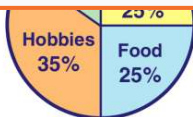
(d)



PREVIEW

Please [Sign In](#) or [Sign Up](#) to download the printable version of this worksheet

- B false



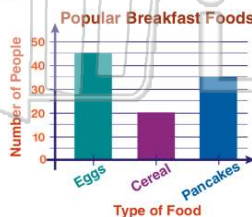
- C bar graph
- D picture graph



When reading a bar graph, the **length** of **each bar** is significant.

True or false?

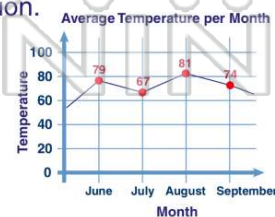
- A true
- B false



(a)

Bar graphs and line graphs use **horizontal and _____ axes** to show information.

- A verbal
- B line
- C x-
- D vertical



(d)