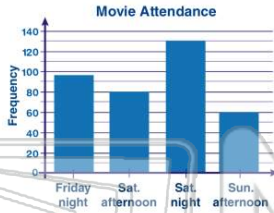




Name _____ Class _____ Date _____

1 An important source of **information** in a graph is the _____ of the graph.

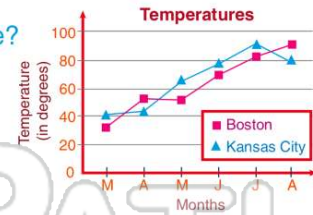
- A color
- B title
- C time line
- D tile



2 **Line graphs** use a series of **lines** to convey information.

True or false?

- A true
- B false



4 A graph comprised of **symbols** is called a **picture graph**.

True or false?

- A true
- B false



5



PREVIEW

7 Please [Sign In](#) or [Sign Up](#) to download the printable version of this worksheet

- B up to down
- C left to right
- D right to left



- A true
- B false



9 On which side of a time line will the **most recent event** appear?

- A left
- B top
- C bottom
- D right



10 Which **math skill** is most helpful in **interpreting time lines**?

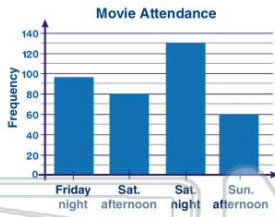
- A graphing
- B subtraction
- C division
- D multiplication



ANSWER KEY

An important source of **information** in a graph is the _____ of the graph.

- A color
- B title
- C time line
- D tile

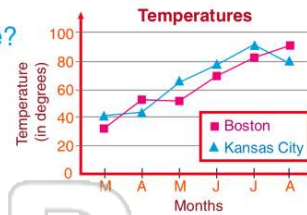


(b)

Line graphs use a series of **lines** to convey information.

True or false?

- A true
- B false



(a)

It is important to _____ when **interpreting graphs**.

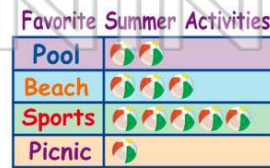
- A write the labels
- B write a book
- C read the labels
- D read a book

(c)

A graph comprised of **symbols** is called a **picture graph**.

True or false?

- A true
- B false



(a)



PREVIEW

Please [Sign In](#) or [Sign Up](#) to download the printable version of this worksheet

- C left to right
- D right to left

1951 color TV 1979 cell phone

- B false

1492 Columbus explores the New World 1609 Henry Hudson explores NY Harbor

On which side of a time line will the **most recent event** appear?

- A left
- B top
- C bottom
- D right



(d)

Which **math skill** is most helpful in **interpreting time lines**?

- A graphing
- B subtraction
- C division
- D multiplication

(b)