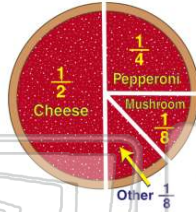




Name _____ Class _____ Date _____

1 $\frac{1}{2}$ of third graders like _____ pizza best.

- A pepperoni
- B cheese
- C mushroom
- D other



3 Third graders read **more** books in **February** than in **November**.

- A true
- B false



2 How many books were read in January?

- A 20
- B 25
- C 30
- D 35



4 Only $\frac{1}{8}$ of the third graders chose _____.

- A cheese
- B pepperoni
- C mushroom



5



PREVIEW

Please [Sign In](#) or [Sign Up](#) to download the printable version of this worksheet

7

- B 15
- C 20
- D 25



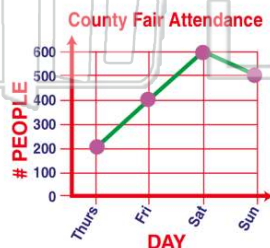
- C 15
- D 25



9

How many attended the fair on Saturday?

- A 200
- B 400
- C 600
- D 800



10

How many **more** miles did Shawna run than Bob?

- A 30
- B 20
- C 10
- D 5

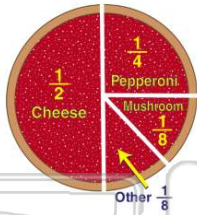




ANSWER KEY

$\frac{1}{2}$ of third graders like _____ pizza best.

- A pepperoni
- B cheese
- C mushroom
- D other



(b)

How many books were read in January?

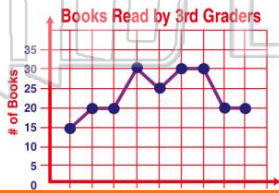
- A 20
- B 25
- C 30
- D 35



(b)

Third graders read more books in February than in November.

- A true
- B false



(a)

Only $\frac{1}{8}$ of the third graders chose _____.

- A cheese
- B pepperoni
- C mushroom



(c)



PREVIEW

Please [Sign In](#) or [Sign Up](#) to download the printable version of this worksheet

- C 20
- D 25

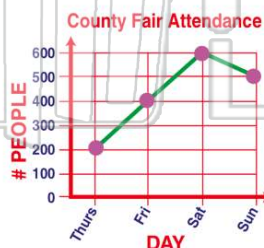


- D 25



How many attended the fair on Saturday?

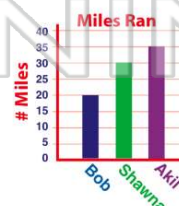
- A 200
- B 400
- C 600
- D 800



(c)

How many more miles did Shawna run than Bob?

- A 30
- B 20
- C 10
- D 5



(c)