



Name _____ Class _____ Date _____

1 How many **total** pizzas did the three families eat all together?

- A 15
- B 20
- C 25
- D 60

Family	# of Pizzas Ate Last Year
Garcia	
Knapp	
Williams	

= 5 pizzas

2 How many **more** pet cats are there than pet dogs?

- A 2
- B 3
- C 6
- D 12

Pets Owned by Third Graders	
Cat	
Dog	
Rabbit	
Guinea Pig	

= 2 pets

3 How many students own a pet rabbit?

- A 1
- B 2
- C 4

Pets Owned by Third Graders	
Cat	
Dog	
Rabbit	

4 How many **more** third graders like purple than blue?

- A 35%
- B 25%
- C 15%



5

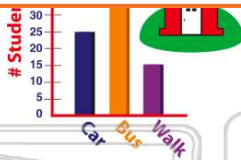


PREVIEW

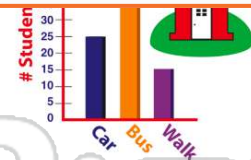
Please [Sign In](#) or [Sign Up](#) to download the printable version of this worksheet

7

- B 10
- C 15
- D 25



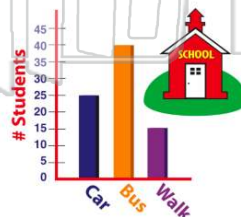
- B 55
- C 65
- D 80



9

How many **fewer** students walk to school than ride the bus?

- A 10
- B 15
- C 25
- D 40



10 What two days did the sub sales **stay the same**?

- A Saturday & Sunday
- B Tuesday & Wednesday
- C Friday & Saturday
- D Sunday & Monday





ANSWER KEY

How many **total** pizzas did the three families eat all together?

- A 15
- B 20
- C 25
- D 60

Family	# of Pizzas Ate Last Year
Garcia	
Knapp	
Williams	

= 5 pizzas

(d)

How many **more** pet cats are there than pet dogs?

- A 2
- B 3
- C 6
- D 12

Pets Owned by Third Graders	
Cat	
Dog	
Rabbit	
Guinea Pig	

= 2 pets

(c)

How many students own a pet rabbit?

- A 1
- B 2
- C 4
- D 6

Pets Owned by Third Graders	
Cat	
Dog	
Rabbit	
Guinea Pig	

(b)

How many **more** third graders like purple than blue?

- A 35%
- B 25%
- C 15%
- D 10%



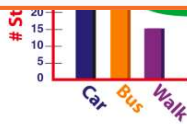
(d)



PREVIEW

Please [Sign In](#) or [Sign Up](#) to download the printable version of this worksheet

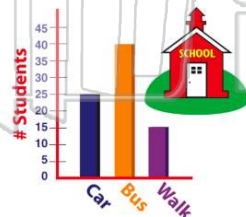
- C 15
- D 25



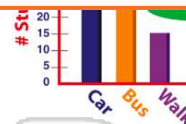
(c)

How many **fewer** students walk to school than ride the bus?

- A 10
- B 15
- C 25
- D 40



- C 65
- D 80



What two days did the sub sales **stay the same**?

- A Saturday & Sunday
- B Tuesday & Wednesday
- C Friday & Saturday
- D Sunday & Monday



(b)