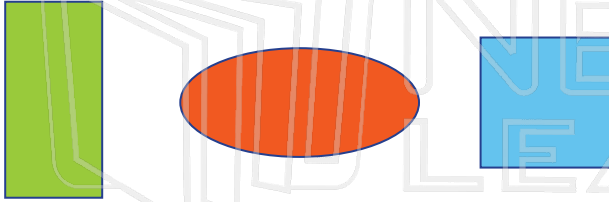





# Congruence & Symmetry

Name \_\_\_\_\_ Class \_\_\_\_\_ Date \_\_\_\_\_


1 Which is **congruent** with  ?  
Circle it.



6 Which is **congruent** with  ?  
Circle it.



2 Which is **congruent** with  ?  
Circle it.



7 Which letter **does not** have a line of **symmetry**? Cross it out.




3 How many **symmetry heart** has it on this




## PREVIEW

Please [Sign In](#) or [Sign Up](#) to download the printable version of this worksheet


shapes.



4 How many **lines of symmetry** does a **square** have? Draw them.



9 Which shape **does not** have a line of **symmetry**? Cross it out.



10 Circle the **two congruent** shapes.



5 **Congruent shapes** are the **same size** and \_\_\_\_\_.

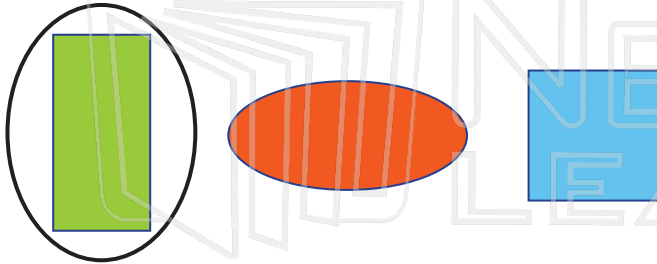


# Congruence & Symmetry - Answer Key


Math  
E

Name \_\_\_\_\_ Class \_\_\_\_\_ Date \_\_\_\_\_

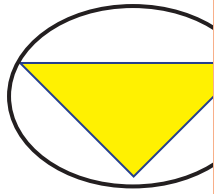
1 Which is **congruent** with  ?  
Circle it.



6 Which is **congruent** with  ?  
Circle it.



2 Which is **congruent** with  ?  
Circle it.



7 Which letter **does not** have a line of **symmetry**? Cross it out.

T

3 How many **symmetry lines** does a **heart** have? Circle it.

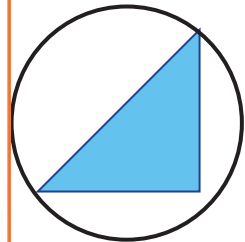
1



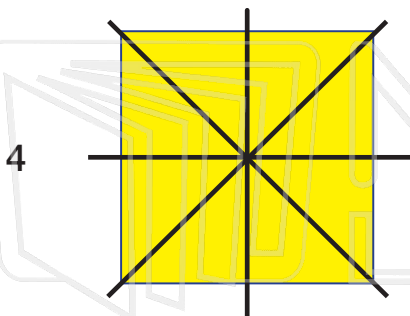
PREVIEW

Please [Sign In](#) or [Sign Up](#) to download the printable version of this worksheet


shapes.




4 How many **lines of symmetry** does a **square** have? Draw them.



9 Which shape **does not** have a line of **symmetry**? Cross it out.



10 Circle the **two congruent** shapes.



5 **Congruent shapes** are the **same size** and **shape**.