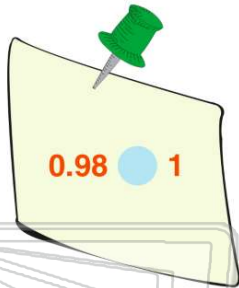




Name _____ Class _____ Date _____

1

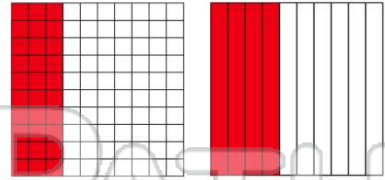
- A =
- B <
- C >



2

0.3 $\frac{4}{10}$

- A =
- B >
- C <



3

$\frac{45}{100} > 0.50$

- A true
- B false

True or false?



4

$\frac{1}{2} < 0.50$

- A >
- B <
- C =



5

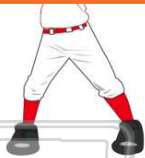


PREVIEW

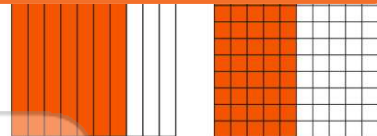
Please [Sign In](#) or [Sign Up](#) to download the printable version of this worksheet

7

- A true
- B false



- A =
- B <
- C >



9


$\frac{6}{100} < 0.20$

- A <
- B >
- C =

10

0.70 $\frac{70}{100}$

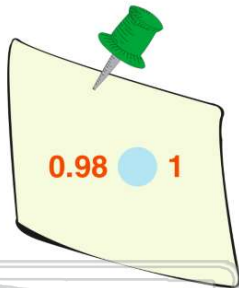
- A <
- B >
- C =





ANSWER KEY

- A =
- B <
- C >



$$\frac{45}{100} > 0.50$$

- A true
- B false

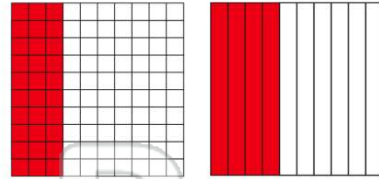
True or false?



(b)

$$0.3 \quad \frac{4}{10}$$

- A =
- B >
- C <



(c)

(b)

$$\frac{1}{2} = 0.50$$

- A >
- B <
- C =



(c)



PREVIEW

Please [Sign In](#) or [Sign Up](#) to download the printable version of this worksheet


- A <
- B >
- C =

$$\frac{6}{100} = 0.20$$

(a)

- A <
- B >
- C =

$$0.70 \quad \frac{70}{100}$$



(c)