

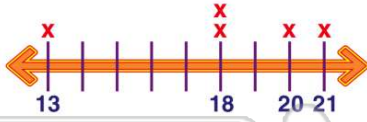


Name _____ Class _____ Date _____

1

Find the **mode** for the following set of numbers: **13, 18, 21, 18, 20.**

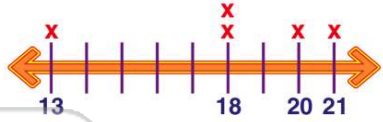
- A 18
- B 13
- C 20
- D 21



2

Find the **median** for the following set of numbers: **13, 18, 21, 18, 20.**

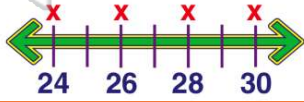
- A 13
- B 18
- C 20
- D 21



3

Find the **mean** for the following set of numbers: **24, 26, 28, 30.**

- A 24
- B 108
- C 27
- D 112



4

Find the **mode** for the following set of numbers:

24 26 28 28 30

- A 24
- B 26

5



PREVIEW

Please [Sign In](#) or [Sign Up](#) to download the printable version of this worksheet

7

27 33 35 37
True or false?

- A true
- B false

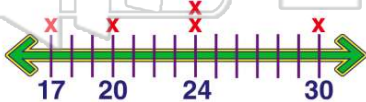
27 33 35 37
True or false?

- A true
- B false

9

Find the **mean** for the following set of numbers: **17, 24, 24, 30, 20.**

- A 158
- B 160
- C 22
- D 23



10

Find the **mode** for the following set of numbers: **17, 24, 24, 30, 20.**

- A 24
- B 17
- C 20
- D 30

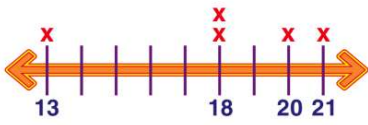




ANSWER KEY

Find the **mode** for the following set of numbers: 13, 18, 21, 18, 20.

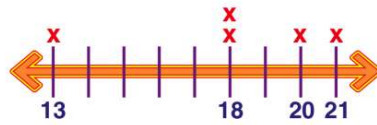
- A 18
- B 13
- C 20
- D 21



(a)

Find the **median** for the following set of numbers: 13, 18, 21, 18, 20.

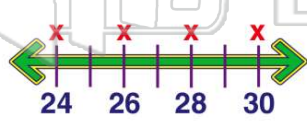
- A 13
- B 18
- C 20
- D 21



(b)

Find the **mean** for the following set of numbers: 24, 26, 28, 30.

- A 24
- B 108
- C 27
- D 112



(c)

Find the **mode** for the following set of numbers:

24 26 28 28 30

- A 24
- B 26
- C 28

(c)



PREVIEW

Please [Sign In](#) or [Sign Up](#) to download the printable version of this worksheet

True or false?

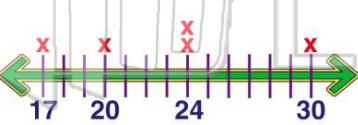
- A true
- B false

True or false?

- A true
- B false

Find the **mean** for the following set of numbers: 17, 24, 24, 30, 20.

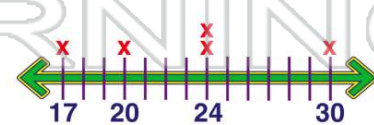
- A 158
- B 160
- C 22
- D 23



(d)

Find the **mode** for the following set of numbers: 17, 24, 24, 30, 20.

- A 24
- B 17
- C 20
- D 30



(a)