



Name _____ Class _____ Date _____

1 Find the **median** for the following set of numbers: **17, 24, 24, 30, 20**.

A 17
B 19
C 24
D 30

2 The **mean** of **46, 46, 56, 76** is **224**.

A true
B false

3 The **mode** of **46, 46, 56, 76** is **76**.

A true
B false

4 The **median** of **46, 46, 56, 76** is **51**.

A true
B false

True or false?

5

PREVIEW

Please [Sign In](#) or [Sign Up](#) to download the printable version of this worksheet

9 The **mode** of **125, 146, 140, 159, 140** is **140**.

A true
B false

10 The **median** of **125, 146, 140, 159, 140** is **146**.

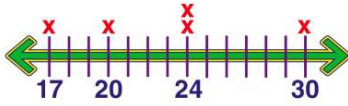
A true
B false



ANSWER KEY

Find the **median** for the following set of numbers: **17, 24, 24, 30, 20**.

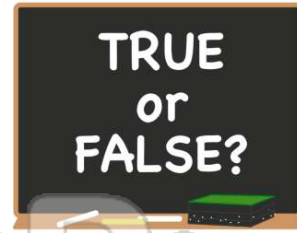
- A 17
- B 19
- C 24
- D 30



(c)

The **mean** of **46, 46, 56, 76** is **224**.

- A true
- B false



(b)

The **mode** of **46, 46, 56, 76** is **76**.

- A true
- B false



(b)

The **median** of **46, 46, 56, 76** is **51**.

- A true
- B false

True or false?



(a)



PREVIEW

Please [Sign In](#) or [Sign Up](#) to download the printable version of this worksheet

- C 97
- D 98



The **mode** of **125, 146, 140, 159, 140** is **140**.

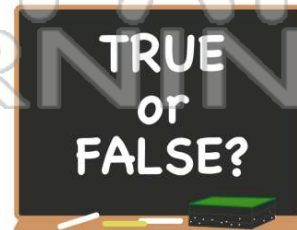
- A true
- B false



(a)

The **median** of **125, 146, 140, 159, 140** is **146**.

- A true
- B false



(b)