

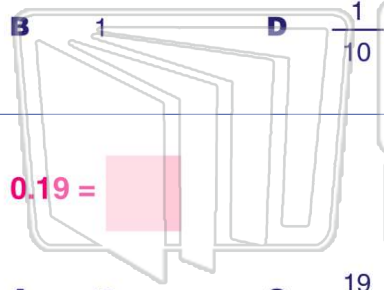


Name _____ Class _____ Date _____

1



- A $\frac{1}{1,000}$ C $\frac{1}{100}$



2

$0.05 = \frac{5}{100}$

- A true
B false



TRUE
or
FALSE?

3



- A 19 C $\frac{19}{1,000}$

4



- A $\frac{2}{1,000}$ C $\frac{2}{10}$

5



PREVIEW

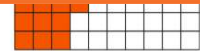
Please [Sign In](#) or [Sign Up](#) to download the printable version of this worksheet

7

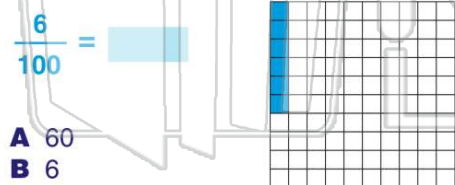
- B 0.04
C 0.004
D 0.4



- B 0.038
C 0.38
D 3.8



9



- A 60
B 6
C 0.6
D 0.06

10

$\frac{10}{100} = 0.10$

- A true
B false





ANSWER KEY



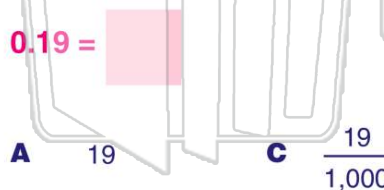
A $\frac{1}{1,000}$

C $\frac{1}{100}$

(c)

B 1

D $\frac{1}{10}$



A 19

C $\frac{19}{1,000}$

(d)

B $\frac{19}{100}$

D $\frac{19}{10}$

$0.05 = \frac{5}{100}$



- A** true
B false

(a)



A $\frac{2}{1,000}$

C $\frac{2}{10}$

(c)

B $\frac{2}{100}$

D 2

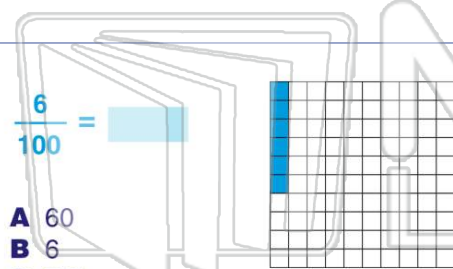


PREVIEW

Please [Sign In](#) or [Sign Up](#) to download the printable version of this worksheet

- C** 0.004
D 0.4

- C** 0.38
D 3.8



- A** 60
B 6
C 0.6
D 0.06

(d)

$\frac{10}{100} = 0.10$

- A** true
B false



(a)