




Name \_\_\_\_\_ Class \_\_\_\_\_ Date \_\_\_\_\_

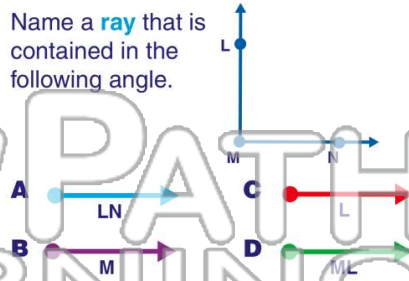
1  $\angle DEF$  contains a ray  $DF$ .

True or false?

- A true
- B false



2 Name a **ray** that is contained in the following angle.



# NEW PATH LEARNING

3  $\angle WXY$  contains a **point X**.

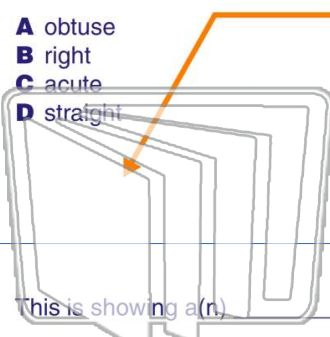
4 Name the **angle**.



## PREVIEW

Please [Sign In](#) or [Sign Up](#) to download the printable version of this worksheet


7  
A obtuse  
B right  
C acute  
D straight



A right  
B straight  
C acute  
D obtuse

9 This is showing a(n) **angle**.

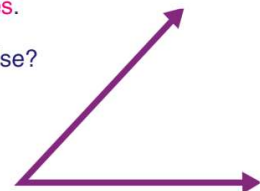
- A right
- B straight
- C obtuse
- D acute



10 An **acute angle** measures **more than 90 degrees**.


True or false?

- A true
- B false






Name \_\_\_\_\_ Class \_\_\_\_\_ Date \_\_\_\_\_

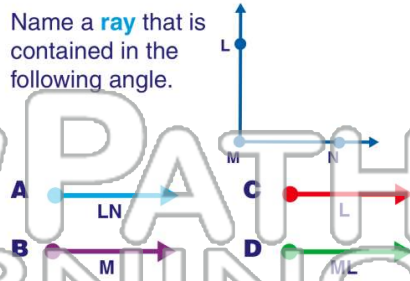
1  $\angle DEF$  contains a  ray  $DF$ .

True or false?

- A true
- B false



2 Name a **ray** that is contained in the following angle.



A LN

B M

C L

D ML

4 Name the **angle**.

A  $\angle STR$



3  $\angle WXY$  contains a **point X**.



5

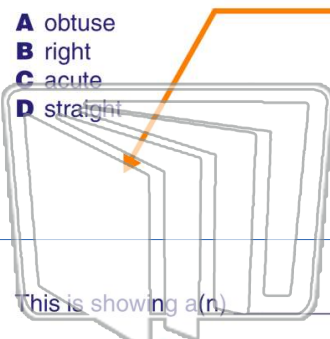


## PREVIEW

Please [Sign In](#) or [Sign Up](#) to download the printable version of this worksheet

7

- A obtuse
- B right
- C acute
- D straight

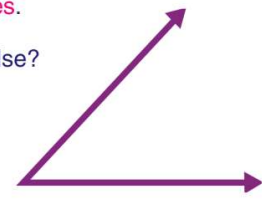


- A right
- B straight
- C acute
- D obtuse

10 An **acute angle** measures **more than** 90 degrees.


True or false?

- A true
- B false



9 This is showing a(n) **angle**.

- A right
- B straight
- C obtuse
- D acute



10 An **acute angle** measures **more than** 90 degrees.

True or false?

- A true
- B false

