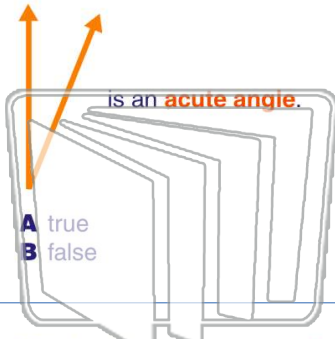




Name _____ Class _____ Date _____

1



- A true
- B false

2

An **obtuse angle** measures _____.

- A less than 90 degrees
- B 90 degrees
- C more than 90 degrees
- D 180 degrees

3

This is a(n) _____ **angle**.

- A acute

4

This is a(n) _____ **angle**.

- A acute

5

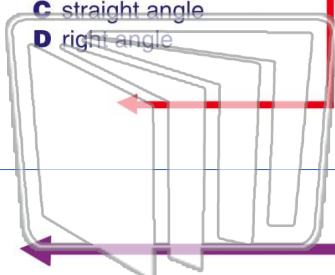


PREVIEW

Please [Sign In](#) or [Sign Up](#) to download the printable version of this worksheet

7

- A acute angle
- B obtuse angle
- C straight angle
- D right angle



This is a(n) _____ **angle**.

- A acute
- B right
- C straight
- D obtuse

10

True or false?

- A true
- B false

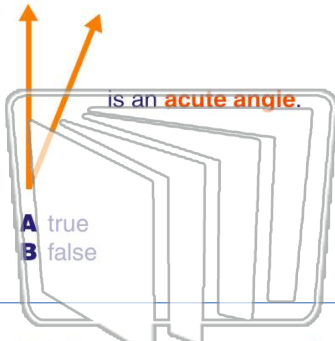
This is a(n) _____.

- A acute angle
- B right angle
- C obtuse angle
- D straight angle



Name _____ Class _____ Date _____

1



- A true
- B false

2

An **obtuse angle** measures _____.

- A less than 90 degrees
- B 90 degrees
- C more than 90 degrees
- D 180 degrees

3

This is a(n) _____ **angle**.


- A acute

4

This is a(n) _____ **angle**.

- A acute

5

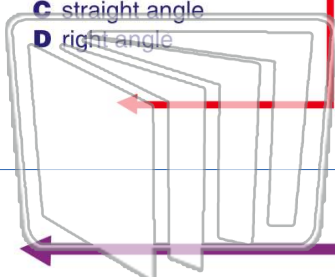


PREVIEW

Please [Sign In](#) or [Sign Up](#) to download the printable version of this worksheet

7

- A acute angle
- B obtuse angle
- C straight angle
- D right angle



This is a(n) _____ **angle**.

- A acute
- B right
- C straight
- D obtuse

10

True or false?

- A true
- B false

This is a(n) _____.

- A acute angle
- B right angle
- C obtuse angle
- D straight angle

9