



Name _____ Class _____ Date _____

1 How much **money** did Marie save during **week 3**? **Money Marie Saved**

A \$2.00
B \$5.00
C \$7.50
D \$11.00

Weeks	Dollars
1	2
2	5
3	7.5
4	11

2 On what day did **18 students** turn in their homework on time? **Students That Turned in Homework on Time**

A Day 4
B Day 2
C Day 3
D Day 1

Days	# of Students
1	10
2	18
3	15
4	20

3 Who received the **most** votes for **class president**?

A Paul
B Chris
C Sally
D Cam

Name	Votes
Paul	35
Chris	32
Sally	23
Cam	10

4 On what **day** did Nancy spend **30 minutes** at the library? **Nancy's Time Spent at Library**

A Monday
B Wednesday
C Friday
D Tuesday

Day	Time	How Long Stayed
Monday	10:30	1 hr.
Wednesday	11:00	2 hr.

5

PREVIEW

Please [Sign In](#) or [Sign Up](#) to download the printable version of this worksheet

Meyers	Beyers Road	12,567
Billings	Patrick Lane	17,063

- A** Patrick Lane **C** Readers Row
B Beyers Road **D** Main Street

B Champ
C Rusty
D Puddles

Bailey	🍗🍗🍗
Champ	🍗🍗🍗🍗🍗

🍗 = 3 bones eaten

9 How many **hamsters** were purchased in **May**, according to this bar graph? **Pets Purchased in May**

A 15
B 20
C 5
D 10

Pets	# of Pets
Dog	15
Cat	20
Hamster	5

10 Whose favorite **after-school** activities does this graph represent?

A 3rd graders
B 5th graders
C 4th graders
D 2nd graders

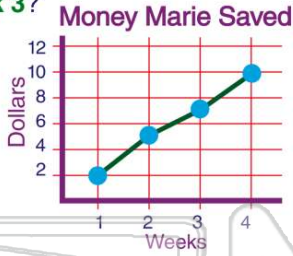
Activity	Percentage
Play Outside	45
Watch TV	20
Play on Computer	45
Read	15



ANSWER KEY

How much **money** did Marie save during **week 3**?

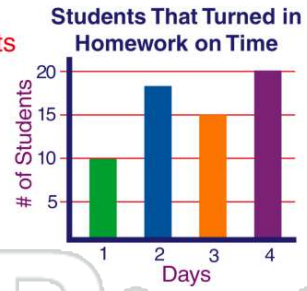
- A \$2.00
- B \$5.00
- C \$7.50
- D \$11.00



(c)

On what day did **18 students** turn in their homework on time?

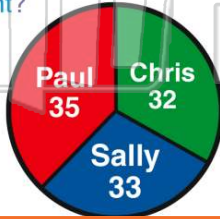
- A Day 4
- B Day 2
- C Day 3
- D Day 1



(b)

Who received the **most** votes for **class president**?

- A Paul
- B Chris
- C Sally
- D Cam



(a)

On what **day** did Nancy spend **30 minutes** at the library?

- A Monday
- B Wednesday
- C Friday
- D Tuesday

Nancy's Time Spent at Library

Day	Time	How Long Stayed
Monday	10:30	1 hr.
Wednesday	11:00	2 hr.
Friday	2:30	30 min.

(c)



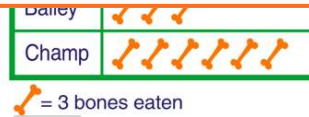
PREVIEW

Please [Sign In](#) or [Sign Up](#) to download the printable version of this worksheet

Billings Patrick Lane 17,063

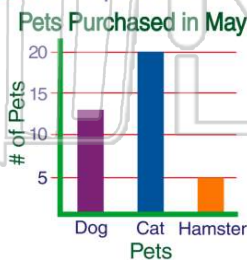
- A Patrick Lane
- B Beyers Road
- C Readers Row
- D Main Street

D Puddles



How many **hamsters** were purchased in **May**, according to this bar graph?

- A 15
- B 20
- C 5
- D 10



(c)

Whose favorite **after-school** activities does this graph represent?

- A 3rd graders
- B 5th graders
- C 4th graders
- D 2nd graders



(c)