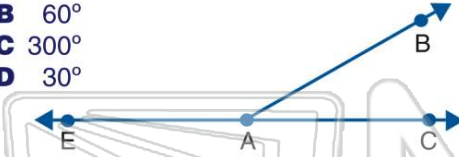




Name _____ Class _____ Date _____

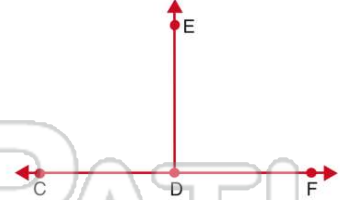
1 If the measure of $\angle BAC$ equals 60 degrees, what is the measure of $\angle EAB$?

- A 120°
- B 60°
- C 300°
- D 30°



2 If the measure of $\angle EDF$ equals 91 degrees, what is the measure of $\angle EDC$?

- A 9°
- B 89°
- C 269°
- D 120°



3 If the measure of $\angle XYZ$ equals 25 degrees, what is the measure of $\angle TYZ$?

- A 75°
- B 65°
- C 155°
- D 335°



4 If the measure of $\angle ABC$ equals 90 degrees, what is the measure of $\angle DBA$?

- A 180°
- B 10°
- C 270°
- D 90°



PREVIEW

Please [Sign In](#) or [Sign Up](#) to download the printable version of this worksheet

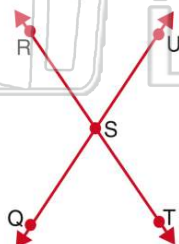
7
A
E
C
D
C $\angle GFI$ & $\angle HFG$
D $\angle GFI$ & $\angle FHI$



- A $\angle ONM$ & $\angle PNO$
- B $\angle PNO$ & $\angle MNP$
- C $\angle QNO$ & $\angle MNP$
- D $\angle MNQ$ & $\angle MNO$

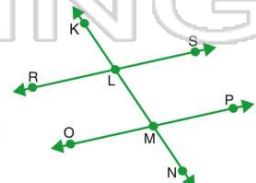
9 Which two angles are congruent?

- A $\angle QST$ & $\angle UST$
- B $\angle RSU$ & $\angle QST$
- C $\angle RSQ$ & $\angle RST$
- D $\angle USQ$ & $\angle SQT$



10 If line RS and line OP are parallel, then which two angles are congruent?

- A $\angle PMN$ & $\angle KLR$
- B $\angle RLM$ & $\angle OML$
- C $\angle SLK$ & $\angle KLR$
- D $\angle OMN$ & $\angle KLR$

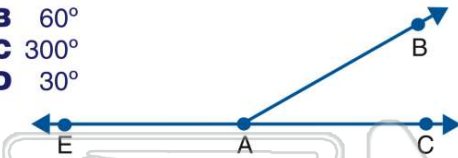




ANSWER KEY

If the measure of $\angle BAC$ equals 60 degrees, what is the measure of $\angle EAB$?

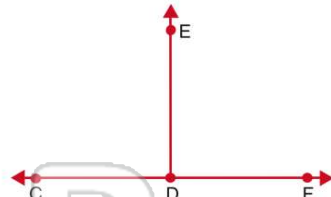
- A 120°
- B 60°
- C 300°
- D 30°



(a)

If the measure of $\angle EDF$ equals 91 degrees, what is the measure of $\angle EDC$?

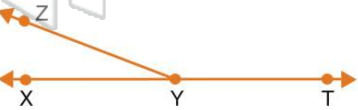
- A 9°
- B 89°
- C 269°
- D 120°



(b)

If the measure of $\angle XYZ$ equals 25 degrees, what is the measure of $\angle TYZ$?

- A 75°
- B 65°
- C 155°
- D 335°



(c)

If the measure of $\angle ABC$ equals 90 degrees, what is the measure of $\angle DBA$?

- A 180°
- B 10°
- C 270°
- D 90°



(d)

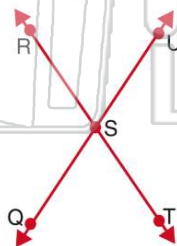


PREVIEW

Please [Sign In](#) or [Sign Up](#) to download the printable version of this worksheet

Which two angles are **congruent**?

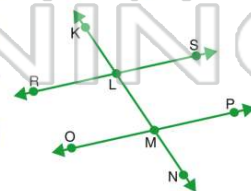
- A $\angle QST$ & $\angle UST$
- B $\angle RSU$ & $\angle QST$
- C $\angle RST$ & $\angle RST$
- D $\angle USQ$ & $\angle SQT$



(b)

If line RS and line OP are **parallel**, then which two angles are **congruent**?

- A $\angle PMN$ & $\angle KLR$
- B $\angle RLM$ & $\angle OML$
- C $\angle SLK$ & $\angle KLR$
- D $\angle OMN$ & $\angle KLR$



(a)