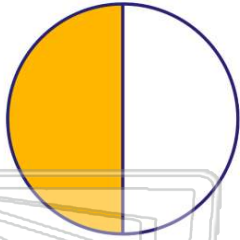




Name _____ Class _____ Date _____


1 What decimal is equal to 50%?

- A 0.050
- B 0.05
- C 0.50
- D 0.005



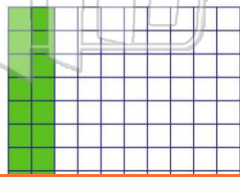
2 What decimal is equal to 70%?

- A 0.70
- B 0.07
- C 0.007
- D 70.0



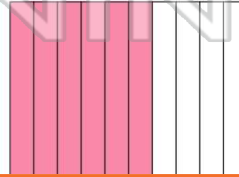
3 What decimal is equal to 20%?

- A 20.0
- B 0.20
- C 0.002
- D 0.020



4 What decimal is equal to 60%?

- A 60.0
- B 0.60
- C 0.600
- D 0.060




PREVIEW


Please [Sign In](#) or [Sign Up](#) to download the printable version of this worksheet

7

- C 0.0099
- D 0.099

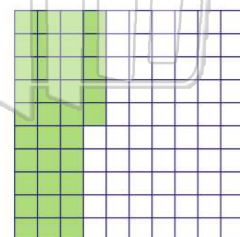


- C 0.0015
- D 0.15



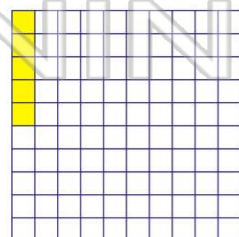
9 What decimal is equal to 35%?

- A 35.0
- B 0.35
- C 0.035
- D 0.0035



10 What decimal is equal to 5%?

- A 5.0
- B 0.5
- C 0.05
- D 0.005

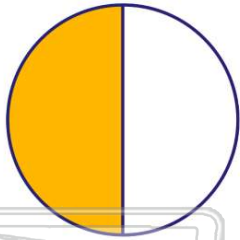




ANSWER KEY

What decimal is equal to 50%?

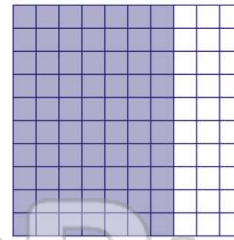
- A 0.050
- B 0.05
- C 0.50
- D 0.005



(C)

What decimal is equal to 70%?

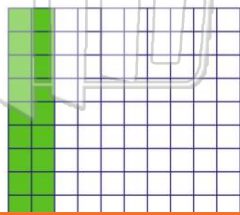
- A 0.70
- B 0.07
- C 0.007
- D 70.0



(a)

What decimal is equal to 20%?

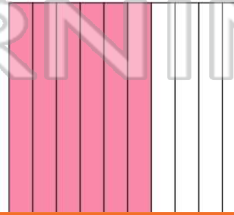
- A 20.0
- B 0.20
- C 0.002
- D 0.020



(b)

What decimal is equal to 60%?

- A 60.0
- B 0.60
- C 0.600
- D 0.060



(b)

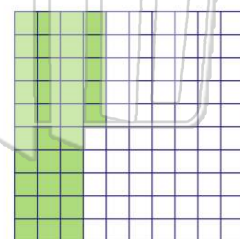


PREVIEW

Please [Sign In](#) or [Sign Up](#) to download the printable version of this worksheet

What decimal is equal to 35%?

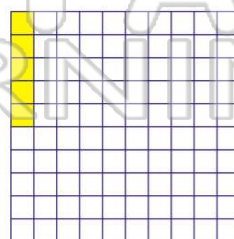
- A 35.0
- B 0.35
- C 0.035
- D 0.0035



(b)

What decimal is equal to 5%?

- A 5.0
- B 0.5
- C 0.05
- D 0.005



(c)