




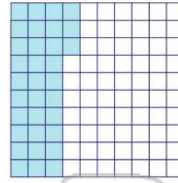
Name \_\_\_\_\_ Class \_\_\_\_\_ Date \_\_\_\_\_

1 What fraction is equal to 6%?



- A  $\frac{6}{10}$
- B  $\frac{1}{6}$
- C  $\frac{6}{100}$
- D  $\frac{6}{1000}$

2 What fraction is equal to 33%?



- A  $\frac{33}{10}$
- B  $\frac{33}{100}$
- C  $\frac{2}{3}$
- D  $\frac{3}{1}$

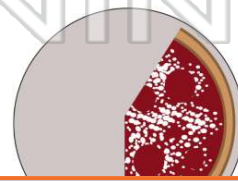
3 What decimal is equal to 10%?

- A 0.1
- B 1.00
- C 10.0
- D 0.010



4 What decimal is equal to 40%?

- A 0.004
- B 4.0
- C 0.40
- D 0.040




5




## PREVIEW

7 Please [Sign In](#) or [Sign Up](#) to download the printable version of this worksheet

- C 82.0
- D 8.20

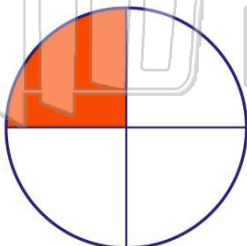


- C 0.91
- D 0.091



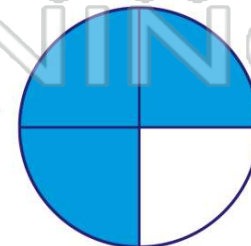
9 What decimal is equal to 25%?

- A 0.025
- B 0.25
- C 25.0
- D 0.0025



10 What decimal is equal to 75%?


- A 75.0
- B 0.075
- C 0.0075
- D 0.75





## ANSWER KEY

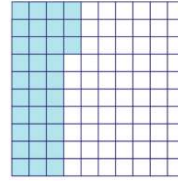
What **fraction** is equal to 6%?



(c)

- A**  $\frac{6}{10}$    **B**  $\frac{1}{6}$    **C**  $\frac{6}{100}$    **D**  $\frac{6}{1000}$

What **fraction** is equal to 33%?



(b)

- A**  $\frac{33}{10}$    **B**  $\frac{33}{100}$    **C**  $\frac{2}{3}$    **D**  $\frac{3}{1}$

What **decimal** is equal to 10%?

- A** 0.1  
**B** 1.00  
**C** 10.0  
**D** 0.010



(a)

What **decimal** is equal to 40%?

- A** 0.004  
**B** 4.0  
**C** 0.40  
**D** 0.040



(c)

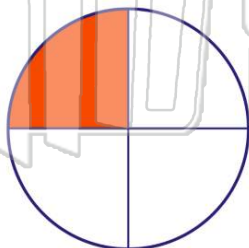


## PREVIEW

Please [Sign In](#) or [Sign Up](#) to download the printable version of this worksheet

What **decimal** is equal to 25%?

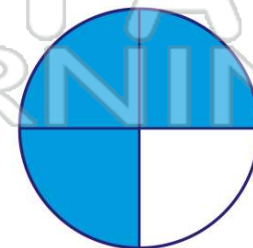
- A** 0.025  
**B** 0.25  
**C** 25.0  
**D** 0.0025



(b)

What **decimal** is equal to 75%?

- A** 75.0  
**B** 0.075  
**C** 0.0075  
**D** 0.75



(d)