

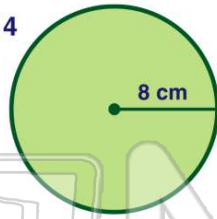


Name _____ Class _____ Date _____

1 What is the **circumference** of the circle shown?

$C = 2 \cdot \pi \cdot r$ $\pi = 3.14$

- A 12.56 cm
- B 25.12 cm
- C 50.24 cm
- D 56.52 cm



2 The circumference of a clock is 26.69 inches. What is the **radius** of the clock?

$C = 2 \cdot \pi \cdot r$ $\pi = 3.14$

- A 4.25 in.
- B 8.5 in.
- C 12.75 in.
- D 17 in.



3 A merry-go-round has a circumference of 37.68 feet. What is the **radius**?

$C = 2 \cdot \pi \cdot r$ $\pi = 3.14$

- A 3 ft
- B 6 ft



4 Danielle runs around a circular track. After her first lap, she has run 660 meters. What is the distance from **one side of the track to the other**?

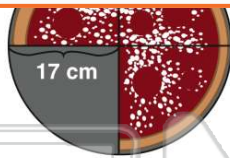
$C = \pi \cdot d$ $\pi = 3.14$



PREVIEW

Please [Sign In](#) or [Sign Up](#) to download the printable version of this worksheet

7
A
a
t
A
A
E
C
D
A
907 cm
227 cm
154 cm
27 cm

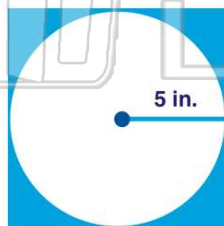


B square



9 Of the figures shown, which would have the **larger area**?

- A circle
- B square



10 What is the **area of the shaded region** of the figure shown?

$A = \pi \cdot r^2$ $A = b \cdot h$

- A 214 cm
- B 84.3 cm
- C 32.5 cm
- D 21.5 cm



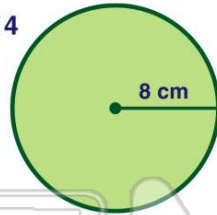


ANSWER KEY

What is the **circumference** of the circle shown?

$$C = 2 \cdot \pi \cdot r \quad \pi = 3.14$$

- A 12.56 cm
- B 25.12 cm
- C 50.24 cm
- D 56.52 cm



(C)

The circumference of a clock is 26.69 inches. What is the **radius** of the clock?

$$C = 2 \cdot \pi \cdot r \quad \pi = 3.14$$

- A 4.25 in.
- B 8.5 in.
- C 12.75 in.
- D 17 in.



(a)

A merry-go-round has a circumference of 37.68 feet. What is the **radius**?

$$C = 2 \cdot \pi \cdot r \quad \pi = 3.14$$

- A 3 ft
- B 6 ft
- C 12 ft
- D 26 ft



(b)

Danielle runs around a circular track. After her first lap, she has run 660 meters. What is the **distance from one side of the track to the other**?

$$C = \pi \cdot d \quad \pi = 3.14$$

- A 660 m
- B 330 m
- C 210 m
- D 105 m

(c)



PREVIEW

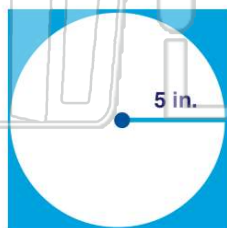
Please [Sign In](#) or [Sign Up](#) to download the printable version of this worksheet

- A 907 cm
- B 227 cm
- C 154 cm
- D 27 cm



Of the figures shown, which would have the **larger area**?

- A circle
- B square



(b)

What is the **area of the shaded region** of the figure shown?

$$A = \pi \cdot r^2 \quad A = b \cdot h$$

- A 214 cm
- B 84.3 cm
- C 32.5 cm
- D 21.5 cm



(d)