

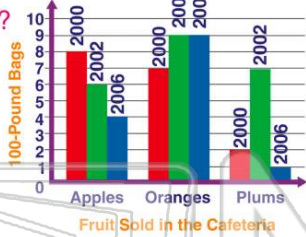


Name _____ Class _____ Date _____

1 2002 was a good year for selling plums.

True or false?

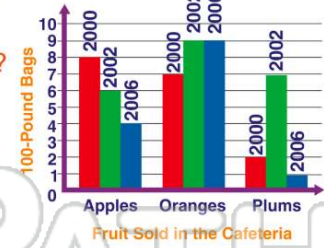
- A true
- B false



2 Oranges are **no longer popular** in the cafeteria.

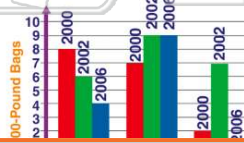
True or false?

- A true
- B false



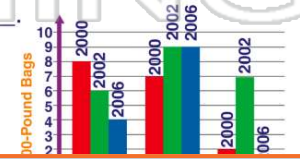
3 The **total** amount of fruit sold in 2002 was _____ the amount sold in 2006.

- A less than
- B equal to
- C more than
- D not compared to



4 If **only one fruit** could be sold in the cafeteria, the **best** one to offer would be _____.

- A apples
- B plums
- C peaches



5

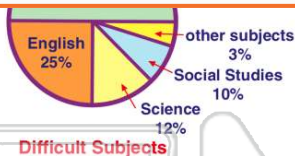


PREVIEW

7 Please [Sign In](#) or [Sign Up](#) to download the printable version of this worksheet

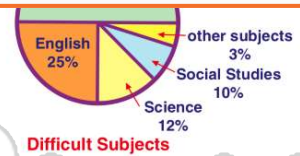
of difficulty.

- A true
- B false




True or false?

- A true
- B false




9 The **circle graph** _____

- A shows which subjects are easy
- B presents a clear picture of the data
- C tells what is studied in math
- D indicates science is fun



10 The smallest section of the graph indicates "**other subjects**" which were found to be difficult. Which **subject** might be included?

- A social studies
- B science
- C computer science
- D English



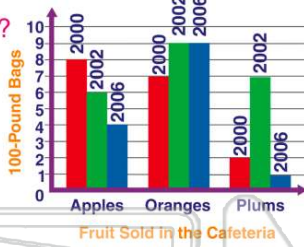


ANSWER KEY

2002 was a good year for selling plums.

True or false?

- A true
- B false

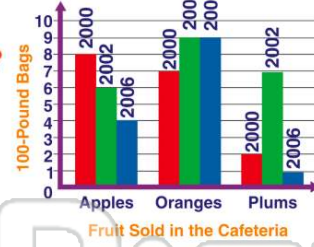


(a)

Oranges are **no longer popular** in the cafeteria.

True or false?

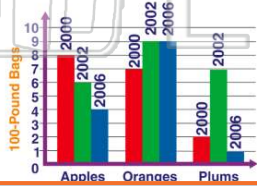
- A true
- B false



(b)

The **total** amount of fruit sold in 2002 was _____ the amount sold in 2006.

- A less than
- B equal to
- C more than
- D not compared to



(c)

If **only one** fruit could be sold in the cafeteria, the **best** one to offer would be _____.

- A apples
- B plums
- C peaches
- D oranges




(d)



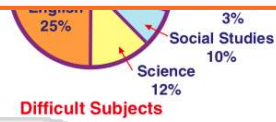
PREVIEW

Please [Sign In](#) or [Sign Up](#) to download the printable version of this worksheet

- A true
- B false




- A true
- B false



The **circle graph**


- A shows which subjects are easy
- B presents a clear picture of the data
- C tells what is studied in math
- D indicates science is fun



(b)

The smallest section of the graph indicates "**other subjects**" which were found to be difficult. Which **subject** might be included?

- A social studies
- B science
- C computer science
- D English



(c)