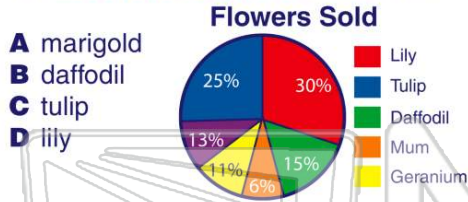




Name \_\_\_\_\_ Class \_\_\_\_\_ Date \_\_\_\_\_

1 In the spring, a garden store sells flowers. According to the circle graph, which is the **most popular type of flower** sold?



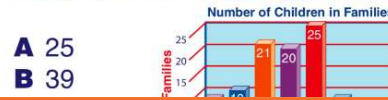
2 At a grocery store, there are 4 types of orange juice. According to the bar graph, which orange juice is bought the **least**?



3 For a school project, Margie graphed the cost of a movie over 7 years. **During what years did the movie price stay the same?**



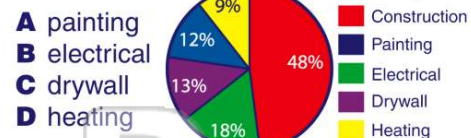
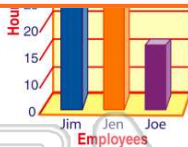
4 A group of students were asked how many children were in their family. The results are shown in this **histogram**. **How many families have at least 5 children?**



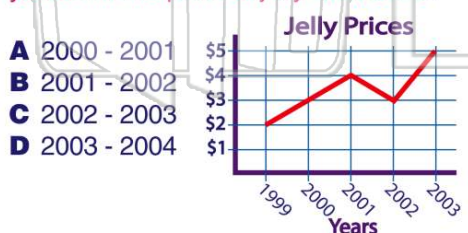
## PREVIEW

Please [Sign In](#) or [Sign Up](#) to download the printable version of this worksheet

7 The hours start at 10. **Joe worked 15 hours.**



9 According to the line graph, **between what years did the price of jelly decrease?**



10 120 sixth graders took a survey on their favorite sandwiches. **About how many sixth graders like ham sandwiches the best?**



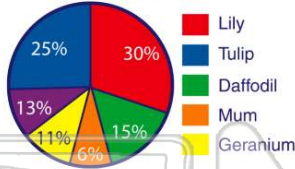


## ANSWER KEY

In the spring, a garden store sells flowers. According to the circle graph, which is the **most popular type of flower** sold?

- A marigold
- B daffodil
- C tulip
- D lily

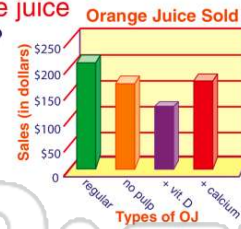
Flowers Sold



(d)

At a grocery store, there are 4 types of orange juice. According to the bar graph, **which orange juice is bought the least?**

- A regular
- B with pulp
- C with vitamin D
- D with calcium



(c)

For a school project, Margie graphed the cost of a movie over 7 years. **During what years did the movie price stay the same?**

- A '99 - '00
- B '01 - '02
- C '02 - '03
- D '03 - '04

Cost of a Movie



(c)

A group of students were asked how many children were in their family. The results are shown in this **histogram**. **How many families have at least 5 children?**

- A 25
- B 39
- C 8




(b)



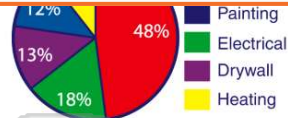
## PREVIEW

Please [Sign In](#) or [Sign Up](#) to download the printable version of this worksheet

Joe worked 15 hours.



- B electrical
- C drywall
- D heating



According to the line graph, **between what years did the price of jelly decrease?**

- A 2000 - 2001
- B 2001 - 2002
- C 2002 - 2003
- D 2003 - 2004

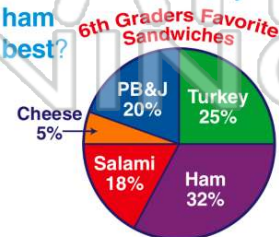
Jelly Prices



(b)

120 sixth graders took a survey on their favorite sandwiches. **About how many sixth graders like ham sandwiches the best?**

- A 30
- B 38
- C 32
- D 22



(b)