



Name _____ Class _____ Date _____

1 The percent of a number can be calculated by changing the percent to a fraction and then multiplying.

75% of 16 = $\frac{3}{4} \times 16 =$

A 8 C 12
B 10 D 14

2 25% of 32 = $\frac{1}{4} \times 32 =$

A 8
B 16
C 24
D 12

3 10% of 70 = $\frac{1}{10} \times 70 =$

A 10
B 9
C 60
D 7

4 64% of 50 = $\frac{64}{100} \times 50 =$

A 25
B 32
C 46
D 36



PREVIEW

Please [Sign In](#) or [Sign Up](#) to download the printable version of this worksheet

Ex: 40% of 62 = $.40 \times 62 = 24.8$

What is $30\% \times 18 = .30 \times 18 =$

- A 6 C 5.4
B 6.4 D 5

9 40% of 40 = $.40 \times 40 = .16$

True or false?

- A true B false

B false

OR
FALSE?

10 Nina used up 36% of the 70 logs she bought to burn in her fireplace. How many logs has she used? Round off to find the best answer.

$36\% \times 70 = .36 \times 70 =$

- A 36 C 20
B 35 D 25



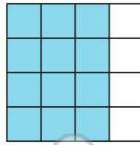


ANSWER KEY

The percent of a number can be calculated by **changing the percent to a fraction** and then multiplying.

$75\% \text{ of } 16 = \frac{3}{4} \times 16 =$

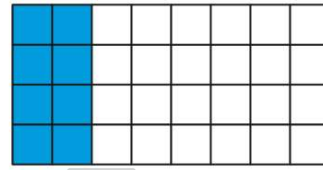
- A 8
- B 10
- C 12
- D 14



(c)

$25\% \text{ of } 32 = \frac{1}{4} \times 32 =$


- A 8
- B 16
- C 24
- D 12



(a)

$10\% \text{ of } 70 = \frac{1}{10} \times 70 =$

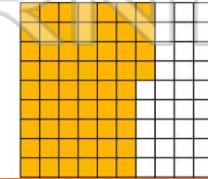
- A 10
- B 9
- C 60
- D 7



(d)

$64\% \text{ of } 50 = \frac{64}{100} \times 50 =$

- A 25
- B 32
- C 46
- D 36



(b)



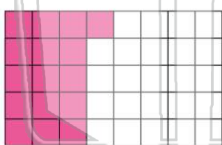
PREVIEW

Please [Sign In](#) or [Sign Up](#) to download the printable version of this worksheet

What is $30\% \times 18 = .30 \times 18 =$

- A 6
- B 6.4
- C 5.4
- D 5

$40\% \text{ of } 40 = .40 \times 40 = .16$



True or false?

- A true
- B false

(b)

FALSE?

Nina used up **36%** of the **70** logs she bought to burn in her fireplace. How many logs has she used? **Round off** to find the **best** answer.

$36\% \times 70 = .36 \times 70 =$

- A 36
- B 35
- C 20
- D 25



(d)