



Name _____ Class _____ Date _____

1 The equation of **percent increase or decrease** equals the difference of the increase or decrease divided by the new amount.

True or false?

- A true
- B false

2 What is the **percent of increase** from 67 to 84?

- A 34%
- B 28%
- C 25%
- D 12%

3 The average price of a car is shown on the graph. What is the **percent of increase** from 2001 to 2005?

4 What is the **percent of decrease** from 97 to 63?

5

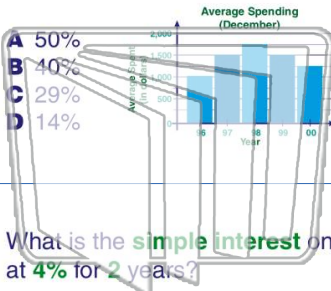


PREVIEW

Please [Sign In](#) or [Sign Up](#) to download the printable version of this worksheet

7

December per family. What is the **percent of decrease** from 1998 to 2000?



- A 50%
- B 40%
- C 29%
- D 14%

True or false?

- A true
- B false

9 What is the **simple interest** on \$3,000 at 4% for 2 years?

- A \$2,480
- B \$2,400
- C \$248
- D \$240

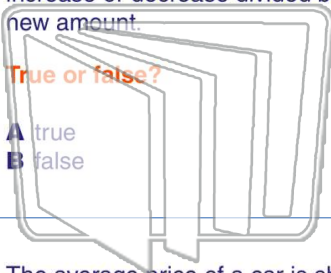
10 What is the **simple interest** on \$2,500 at 15% for 6 months?

- A \$187.50
- B \$225
- C \$1.875
- D \$2,250



Name _____ Class _____ Date _____

1 The equation of **percent increase or decrease** equals the difference of the increase or decrease divided by the new amount.

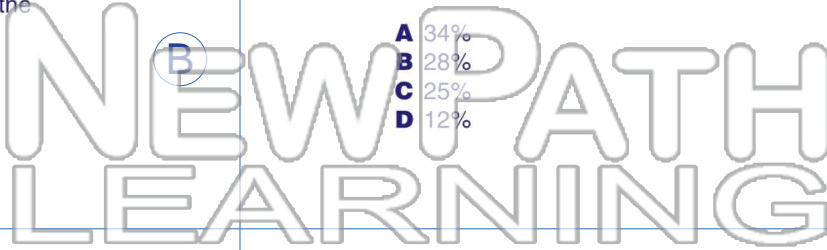


True or false?

- A true
- B false

2 What is the **percent of increase** from 67 to 84?

- A 34%
- B 28%
- C 25%
- D 12%



3 The average price of a car is shown on the graph. What is the **percent of increase** from 2001 to 2005?

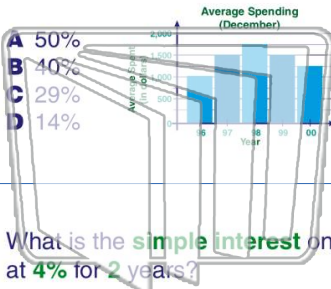
4 What is the **percent of decrease** from 97 to 63?



PREVIEW

Please [Sign In](#) or [Sign Up](#) to download the printable version of this worksheet

7 December per family. What is the **percent of decrease** from 1998 to 2000?



- A 50%
- B 40%
- C 29%
- D 14%

True or false?

- A true
- B false

9 What is the **simple interest** on \$3,000 at 4% for 2 years?

- A \$2,480
- B \$2,400
- C \$248
- D \$240

10 What is the **simple interest** on \$2,500 at 15% for 6 months?

- A \$187.50
- B \$225
- C \$1.875
- D \$2,250