



Name _____ Class _____ Date _____

1 What is the **area** of the rectangle shown?

$A = bh$

- A 48 cm²
- B 78 cm²
- C 96 cm²
- D 104 cm²



2 What is the **area** of the rectangle shown?

$A = bh$

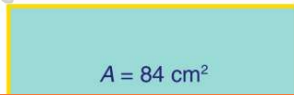
- A 36 in.²
- B 44 in.²
- C 54 in.²
- D 66 in.²



3 If the **area** of the rectangle shown is 84 cm², what is the **height** of the rectangle?

$A = bh$

- A 21 cm
- B 10.5 cm



4 If the **area** of the rectangle shown is 70 cm², what is the **base** of the rectangle?

$A = bh$

- A 5 cm
- B 10 cm

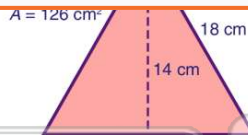


PREVIEW

Please [Sign In](#) or [Sign Up](#) to download the printable version of this worksheet

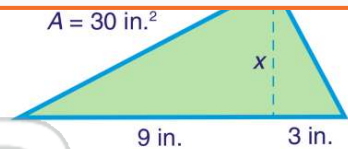
7 If the **area** of the triangle shown is 126 cm², what is the **height** of the triangle?

- A 7 cm
- B 9 cm
- C 14 cm
- D 18 cm



8 If the **area** of the triangle shown is 30 in.², what is the **height** of the triangle?

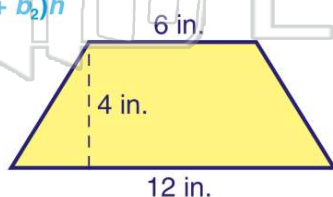
- A 2.5 in.
- B 4 in.
- C 5 in.
- D 6 in.



9 What is the **area** of the trapezoid shown?

$A = \left(\frac{1}{2}\right)(b_1 + b_2)h$

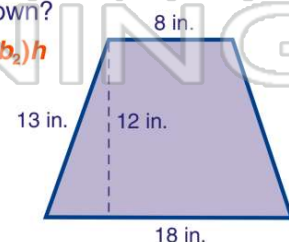
- A 32 in.²
- B 36 in.²
- C 48 in.²
- D 72 in.²



10 What is the **area** of the trapezoid shown?

$A = \left(\frac{1}{2}\right)(b_1 + b_2)h$

- A 156 in.²
- B 169 in.²
- C 312 in.²
- D 338 in.²






ANSWER KEY

What is the **area** of the rectangle shown?

$$A = bh$$

- A 48 cm²
- B 78 cm²
- C 96 cm²
- D 104 cm²



(b)

What is the **area** of the rectangle shown?

$$A = bh$$

- A 36 in.²
- B 44 in.²
- C 54 in.²
- D 66 in.²

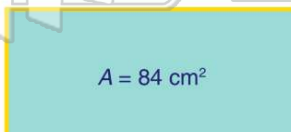


(a)

If the **area** of the rectangle shown is **84 cm²**, what is the **height** of the rectangle?

$$A = bh$$

- A 21 cm
- B 10.5 cm
- C 7 cm
- D 14 cm



(c)

If the **area** of the rectangle shown is **70 cm²**, what is the **base** of the rectangle?

$$A = bh$$

- A 5 cm
- B 10 cm
- C 7 cm
- D 14 cm



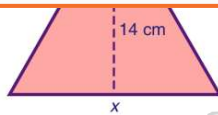
(d)



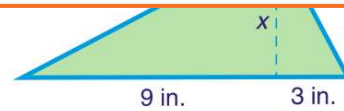
PREVIEW

Please [Sign In](#) or [Sign Up](#) to download the printable version of this worksheet

- A 7 cm
- B 9 cm
- C 14 cm
- D 18 cm



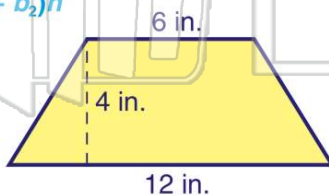
- A 2.5 in.
- B 4 in.
- C 5 in.
- D 6 in.



What is the **area** of the trapezoid shown?

$$A = \left(\frac{1}{2}\right)(b_1 + b_2)h$$

- A 32 in.²
- B 36 in.²
- C 48 in.²
- D 72 in.²

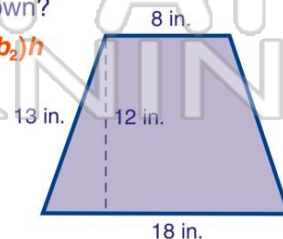


(b)

What is the **area** of the trapezoid shown?

$$A = \left(\frac{1}{2}\right)(b_1 + b_2)h$$

- A 156 in.²
- B 169 in.²
- C 312 in.²
- D 338 in.²



(a)