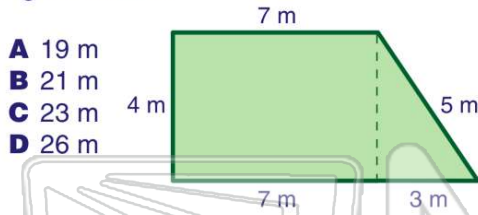




Name \_\_\_\_\_ Class \_\_\_\_\_ Date \_\_\_\_\_

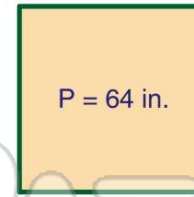
1 What is the **perimeter** of the figure shown?



- A 19 m
- B 21 m
- C 23 m
- D 26 m

2 If the **perimeter** of a square is **64 in.**, how long is each side?

- A 8 in.
- B 12 in.
- C 16 in.
- D 32 in.



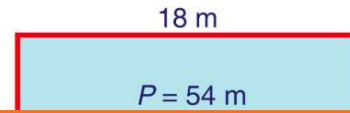
3 If the **perimeter** of an isosceles triangle is **28 ft** and the base leg is **16 ft**, what are the lengths of each of the isosceles legs?

- A 6 ft
- B 8 ft



4 If the **perimeter** of the figure shown is **54 m**, what is the length of each of the shorter sides?

- A 3 m
- B 9 m
- C 9.5 m



5

A  
2  
V  
C  
A  
E  
C  
D



## PREVIEW

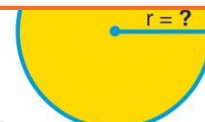
Please [Sign In](#) or [Sign Up](#) to download the printable version of this worksheet

7

- A 37.68 ft
- B 75.36 ft
- C 113.04 ft
- D 452.16 ft



- B 7 in.
- C 11 in.
- D 14 in.

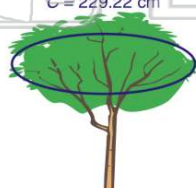


C = 34.54 in.

9

A tree has a **circumference** of **229.22 cm**.  
What is the **diameter** of the tree?  
C =  $\pi d$   $\pi = 3.14$   $C = 229.22$  cm

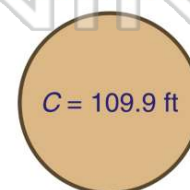
- A 18.25 cm
- B 36.5 cm
- C 73 cm
- D 146 cm



10

A circular parking garage ramp has a **circumference** of **109.9 feet**.  
What is the **radius** of the ramp?

- A 35 ft
- B 17.5 ft
- C 7.5 ft
- D 5 ft

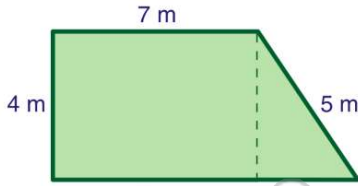




## ANSWER KEY

What is the **perimeter** of the figure shown?

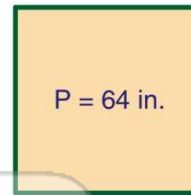
- A 19 m
- B 21 m
- C 23 m
- D 26 m



(d)

If the **perimeter** of a square is **64 in.**, how long is each side?

- A 8 in.
- B 12 in.
- C 16 in.
- D 32 in.



(c)

If the **perimeter** of an isosceles triangle is **28 ft** and the base leg is **16 ft**, what are the lengths of each of the isosceles legs?

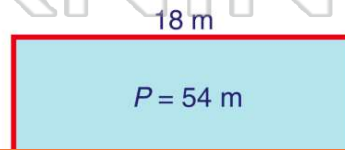
- A 6 ft
- B 8 ft
- C 12 ft
- D



(a)

If the **perimeter** of the figure shown is **54 m**, what is the length of each of the shorter sides?

- A 3 m
- B 9 m
- C 9.5 m
- D 18 m



(b)



## PREVIEW

Please [Sign In](#) or [Sign Up](#) to download the printable version of this worksheet

- A 75.56 ft
- B 113.04 ft
- C 452.16 ft
- D



- C 11 in.
- D 14 in.



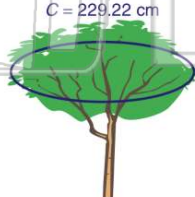
$C = 34.54$  in.

A tree has a **circumference** of **229.22 cm**. What is the **diameter** of the tree?

$C = \pi d$   $\pi = 3.14$

$C = 229.22$  cm

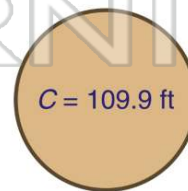
- A 18.25 cm
- B 36.5 cm
- C 73 cm
- D 146 cm



(c)

A circular parking garage ramp has a **circumference** of **109.9 feet**. What is the **radius** of the ramp?

- A 35 ft
- B 17.5 ft
- C 7.5 ft
- D 5 ft



(b)