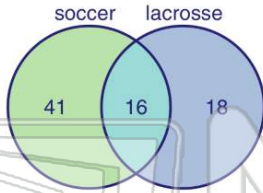




Name _____ Class _____ Date _____

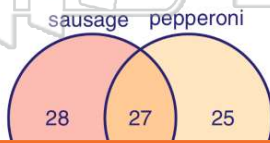
- 1 The **Venn diagram** shows the number of students who play soccer and lacrosse. How many students play **both soccer and lacrosse**?

- A 41
- B 38
- C 16
- D 12



- 3 According to the **Venn diagram**, how many people like **pepperoni** on their pizza?

- A 25
- B 28
- C 52
- D 27



- 5 If to r a A E C D



PREVIEW

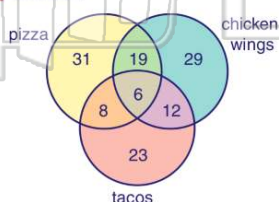
Please [Sign In](#) or [Sign Up](#) to download the printable version of this worksheet

- 7 C b d s

- A 11
- B 13
- C 63
- D 76

- 9 According to the **Venn diagram** shown, how many people like **pizza** and **chicken wings**, but **not** tacos?

- A 8
- B 12
- C 19
- D 23

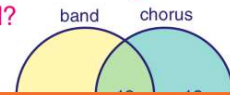


- 2 A survey of **100** people was taken. The number of people who only drive to work is **56**, the number of people who only take a bus is **23**. How many people sometimes take the bus and sometimes drive to work?

- A 79
- B 56
- C 23
- D 21

- 4 According to the **Venn diagram**, there are **75** students. **Nineteen** students are in only chorus. **Twelve** students are in chorus and band. How many students are in **only band**?

- A 31
- B 44

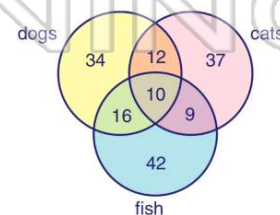


the winter and summer?

- A 17
- B 27
- C 45
- D 107

- 10 According to the **Venn diagram** shown, how many people own a **cat**?

- A 37
- B 68
- C 72
- D 77



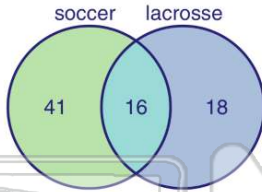


ANSWER KEY

The **Venn diagram** shows the number of students who play soccer and lacrosse.

How many students play **both soccer and lacrosse**?

- A 41
- B 38
- C 16
- D 12



(C)

A survey of **100** people was taken. The number of people who only drive to work is **56**, the number of people who only take a bus is **23**.

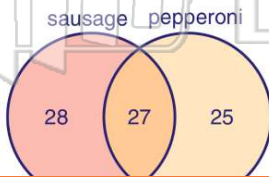
How many people sometimes take the bus and sometimes drive to work?

- A 79
- B 56
- C 23
- D 21

(d)

According to the **Venn diagram**, how many people like **pepperoni** on their pizza?

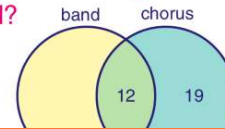
- A 25
- B 28
- C 52
- D 55



(C)

According to the Venn diagram, there are **75** students. **Nineteen** students are in only chorus. **Twelve** students are in chorus and band. How many students are in **only band**?

- A 31
- B 44
- C 56



(b)



PREVIEW

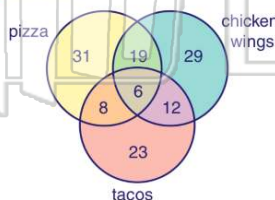
Please [Sign In](#) or [Sign Up](#) to download the printable version of this worksheet

- A 11
- B 13
- C 63
- D 76

- A 17
- B 27
- C 45
- D 107

According to the **Venn diagram** shown, how many people like **pizza** and **chicken wings**, but **not** tacos?

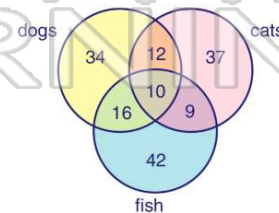
- A 8
- B 12
- C 19
- D 23



(C)

According to the **Venn diagram** shown, how many people own a **cat**?

- A 37
- B 68
- C 72
- D 77



(b)