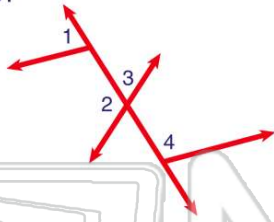




Name _____ Class _____ Date _____

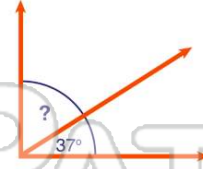
1 In the figure shown, which angles are **adjacent** angles?

- A $\angle 1$ and $\angle 3$
- B $\angle 1$ and $\angle 4$
- C $\angle 2$ and $\angle 4$
- D $\angle 2$ and $\angle 3$



2 **Complementary angles** are adjacent angles that add up to 90° . If one complementary angle measures 37° , what does the other one measure?

- A 17°
- B 43°
- C 53°
- D 127°



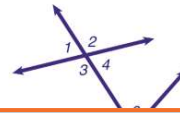
3 **Supplementary angles** are adjacent angles that add up to 180° . If one supplementary angle measures 112° , what does the other one measure?

- A 68°
- B 59°



4 **Vertical angles** are congruent. According to the figure, how many pairs of congruent angles are there?

- A 2
- B 4
- C 6



5



PREVIEW

Please [Sign In](#) or [Sign Up](#) to download the printable version of this worksheet

7

- A pentagon
- B trapezoid
- C rhombus
- D rectangle

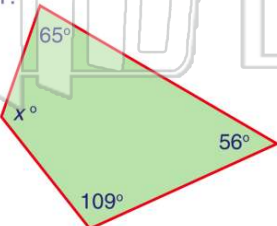


- A 82°
- B 79°
- C 79°
- D 88°



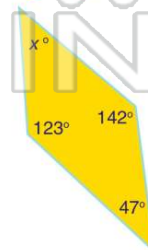
9 What is the **missing angle** of the figure shown?

- A 130°
- B 121°
- C 120°
- D 109°



10 What is the **missing angle** of the figure shown?

- A 66°
- B 48°
- C 47°
- D 39°

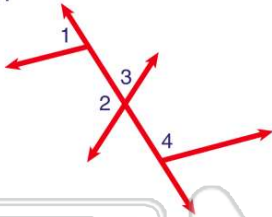




ANSWER KEY

In the figure shown, which angles are **adjacent** angles?

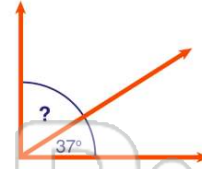
- A $\angle 1$ and $\angle 3$
- B $\angle 1$ and $\angle 4$
- C $\angle 2$ and $\angle 4$
- D $\angle 2$ and $\angle 3$



(d)

Complementary angles are adjacent angles that add up to 90° . If one complementary angle measures 37° , what does the other one measure?

- A 17°
- B 43°
- C 53°
- D 127°



(c)

Supplementary angles are adjacent angles that add up to 180° . If one supplementary angle measures 112° , what does the other one measure?

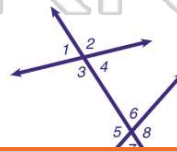
- A 68°
- B 59°
- C 58°
- D 67°



(a)

Vertical angles are congruent. According to the figure, how many pairs of congruent angles are there?

- A 2
- B 4
- C 6
- D 8



(b)



PREVIEW

Please [Sign In](#) or [Sign Up](#) to download the printable version of this worksheet

- A trapezoid
- B rhombus
- C rectangle
- D square

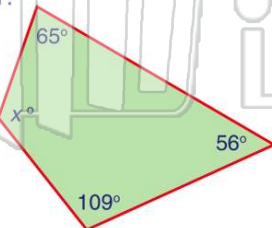


- D 88°



What is the **missing angle** of the figure shown?

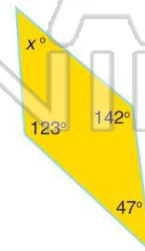
- A 130°
- B 121°
- C 120°
- D 109°



(a)

What is the **missing angle** of the figure shown?

- A 66°
- B 48°
- C 47°
- D 39°



(b)