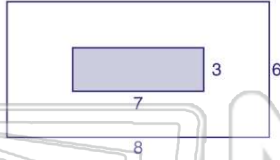




Name _____ Class _____ Date _____

1 According to the figure shown, approximately what **percent** of the figure is **shaded**?

- A 21%
- B 44%
- C 48%
- D 66%



3 What number is **54%** of **125**?

- A 6.75
- B 67.5
- C 68.75
- D 70

2 According to the circle graph, approximately what **percent** of books in the library are **nonfiction**?

- A 29%
- B 35%
- C 45%
- D 160%



4 What number is **175%** of **113**?

- A 19.775
- B 28.25
- C 169.5
- D 197.75

5

A
h
p
A
E
C
D



PREVIEW

7

E
A
E
C
40
D 72

Please [Sign In](#) or [Sign Up](#) to download the printable version of this worksheet

- C 186
- D 264

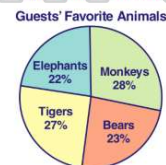
9

Sixteen percent of people surveyed said they spend over \$2,000 on holiday presents. If **12** people spend over \$2,000, how many people were surveyed?

- A 14
- B 63
- C 75
- D 192

10 According to the circle graph, **33** guests or **22%** of all the guests, like the elephant the most at the zoo. How many guests liked the monkeys?

- A 42
- B 43
- C 44
- D 150

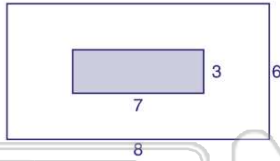




ANSWER KEY

According to the figure shown, approximately what **percent** of the figure is **shaded**?

- A 21%
- B 44%
- C 48%
- D 66%



(b)

According to the circle graph, approximately what **percent** of books in the library are **nonfiction**?

- A 29%
- B 35%
- C 45%
- D 160%



(c)

What number is **54%** of **125**?

- A 6.75
- B 67.5
- C 68.75
- D 70

(b)

What number is **175%** of **113**?

- A 19.775
- B 28.25
- C 169.5
- D 197.75

(d)



PREVIEW

Please [Sign In](#) or [Sign Up](#) to download the printable version of this worksheet

Sixteen percent of people surveyed said they spend over \$2,000 on holiday presents. If **12 people** spend over \$2,000, how many people were surveyed?

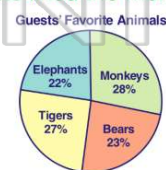
- A 14
- B 63
- C 75
- D 192

(c)

According to the circle graph, **33** guests or **22%** of all the guests, like the elephant the most at the zoo.

How many guests liked the monkeys?

- A 42
- B 43
- C 44
- D 150



(a)