



Name \_\_\_\_\_ Class \_\_\_\_\_ Date \_\_\_\_\_

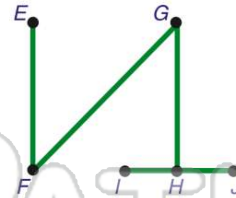
1 Which **point** is **not** on the line shown?

- A Q
- B R
- C S
- D T



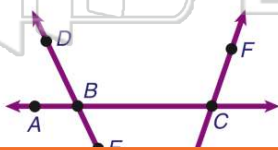
2 According to the figure, at which of these **points** do the line segments **intersect**?

- A E
- B G
- C I
- D J



3 According to the figure, which **point** is on **line FG**?

- A A
- B B
- C C
- D D



4 The **figure** shown is a \_\_\_\_\_.

- A plane
- B line segment
- C ray
- D line



5  
V  
li  
A  
E  
C  
D



## PREVIEW

7 Please [Sign In](#) or [Sign Up](#) to download the printable version of this worksheet

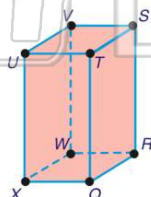
- A plane  $EFBA$  and plane  $FGCB$
- B plane  $EFGH$  and plane  $ABCD$
- C plane  $ABCD$  and plane  $EHDA$
- D plane  $GCDH$  and plane  $EADH$

- B 3
- C 4
- D 5



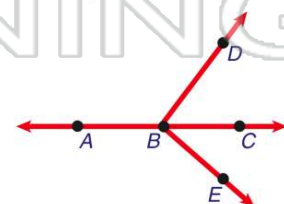
9 Which line segment is not on the same plane as point **T** in the figure shown?

- A line segment  $VS$
- B line segment  $XQ$
- C line segment  $WR$
- D line segment  $QR$



10 According to the figure shown, which of these is an **acute** angle?

- A  $\angle CBA$
- B  $\angle DBA$
- C  $\angle LABE$
- D  $\angle LEB C$





## ANSWER KEY

Which **point** is **not** on the line shown?

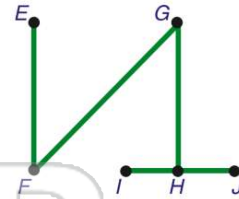
- A Q
- B R
- C S
- D T



(d)

According to the figure, at which of these **points** do the line segments **intersect**?

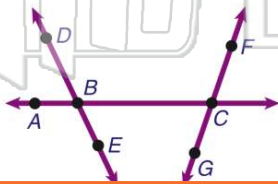
- A E
- B G
- C I
- D J



(b)

According to the figure, which **point** is on **line FG**?

- A A
- B B
- C C
- D D



(c)

The **figure** shown is a \_\_\_\_\_.

- A plane
- B line segment
- C ray
- D line



(d)



## PREVIEW

Please [Sign In](#) or [Sign Up](#) to download the printable version of this worksheet

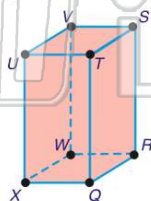
- A plane  $EFDA$  and plane  $FGCD$
- B plane  $EFGH$  and plane  $ABCD$
- C plane  $ABCD$  and plane  $EHDA$
- D plane  $GCDH$  and plane  $EADH$

D 5



Which line segment is not on the same plane as point **T** in the figure shown?

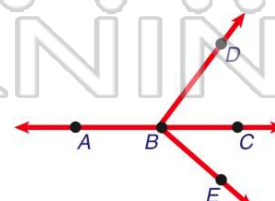
- A line segment  $VS$
- B line segment  $XQ$
- C line segment  $WR$
- D line segment  $QR$



(c)

According to the figure shown, which of these is an **acute** angle?

- A  $\angle CBA$
- B  $\angle LDBA$
- C  $\angle LABE$
- D  $\angle LEBC$



(d)