



Name _____ Class _____ Date _____


1 The **arrow** is pointing to which **part of the arm**?



A elbow
B wrist
C finger
D leg

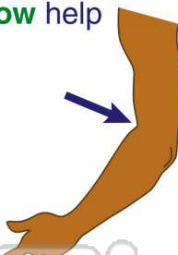
3 What would happen if you **did not have an elbow**?

A Your arm would always stay straight.
B Your arm would bend.




2 What does your **elbow** help you do?

A move your head
B bend your arm
C move your foot
D bend your leg



4 A _____ is the place **between two bones** where body parts **bend or move**.

A corner
B digit



5



PREVIEW

7 Please [Sign In](#) or [Sign Up](#) to download the printable version of this worksheet

- B** ankles
C hips
D shoulders

- B** foot
C shoulder
D ankle

9 Your **legs** are attached to your _____.

A shoulders
B head
C upper arms
D hips



10 What do your **hips** help you do?

A move your ankles
B move your arms
C move your legs
D move your hands

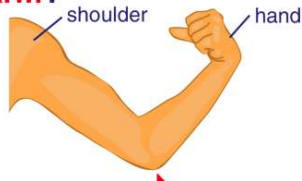




ANSWER KEY

The **arrow** is pointing to which **part of the arm**?

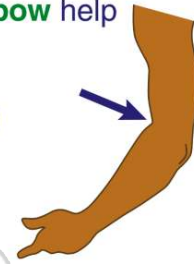
- A** elbow
- B** wrist
- C** finger
- D** leg



(a)

What does your **elbow** help you do?

- A** move your head
- B** bend your arm
- C** move your foot
- D** bend your leg



(b)

What would happen if you **did not have an elbow**?

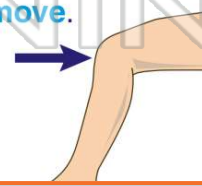
- A** Your arm would always stay straight.
- B** Your arm would bend.
- C** Your leg would stay straight.



(a)

A _____ is the place **between two bones** where body parts **bend or move**.

- A** corner
- B** digit
- C** joint



(c)



PREVIEW

Please [Sign In](#) or [Sign Up](#) to download the printable version of this worksheet

- C** hips
- D** shoulders



- C** shoulder
- D** ankle



Your **legs** are attached to your _____.

- A** shoulders
- B** head
- C** upper arms
- D** hips



(d)

What do your **hips** help you do?

- A** move your ankles
- B** move your arms
- C** move your legs
- D** move your hands



(c)