




Name _____ Class _____ Date _____

1 A _____ is a **part of** one year.

- A season
- B temperature
- C weather
- D blizzard



2 There are _____ **different seasons**.

- A two
- B three
- C four
- D five



3 **Seasons** _____ come in the **same order**.

- A never
- B always
- C sometimes

June						
					1	2
3	4	5	6	7	8	9
10	11	12	13	14	15	16

4 What is the **correct order** of the seasons?

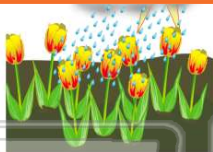
- A winter, spring, summer, fall
- B spring, summer, winter, fall
- C summer, winter, fall, spring



PREVIEW

Please [Sign In](#) or [Sign Up](#) to download the printable version of this worksheet

7
B spring
C summer
D fall



- C summer
- D fall



9 In _____, many **leaves change colors** and fall off many trees.

- A winter
- B spring
- C summer
- D fall



10 It is a **cold and snowy** day. Which **season** is it?

- A fall
- B spring
- C summer
- D winter






ANSWER KEY

A _____ is a **part of** one year.

- A** season
- B** temperature
- C** weather
- D** blizzard



(a)

There are _____ **different seasons**.

- A** two
- B** three
- C** four
- D** five



(c)

Seasons _____ come in the **same order**.

- A** never
- B** always
- C** sometimes
- D** do not



(b)

What is the **correct order** of the seasons?

- A** winter, spring, summer, fall
- B** spring, summer, winter, fall
- C** summer, winter, fall, spring
- D** fall, spring, winter, summer

(a)



PREVIEW

Please [Sign In](#) or [Sign Up](#) to download the printable version of this worksheet

- C** summer
- D** fall



- D** fall



In _____, many **leaves change colors** and fall off many trees.

- A** winter
- B** spring
- C** summer
- D** fall



(d)

It is a **cold and snowy** day. Which **season** is it?

- A** fall
- B** spring
- C** summer
- D** winter



(d)