



Name _____ Class _____ Date _____

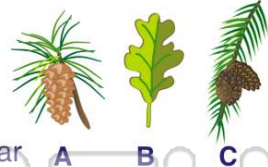
1 Plants are often put into **groups** by the type of _____ that they have.

- A parts
- B color
- C smell
- D flavor



2 Plants and trees can be grouped by the type of leaves they have. Which two trees have **similar leaves**?

- A trees A and B
- B trees A and C
- C trees B and C
- D none are similar



3 What **parts of the plants** are the arrows pointing to in the pictures?

- A the stems
- B the leaves
- C the roots
- D the flowers



4 Plants can also be **grouped** by the type of _____ they have.

- A weight
- B color
- C flowers
- D smell



5



PREVIEW

Please [Sign In](#) or [Sign Up](#) to download the printable version of this worksheet

7

- A green
- B soft
- C wood
- D thin



- B Coniferous
- C Deciduous
- D New



9

Deciduous trees lose their leaves in the fall. What do they do in the **spring**?

- A grow only acorns
- B fall down
- C die
- D grow new leaves



10

Some **flowering plants** die each year **only down to their roots** when the weather turns cold; they will grow again when the weather warms up in spring.

- A true
- B false





ANSWER KEY

Plants are often put into **groups** by the type of _____ that they have.

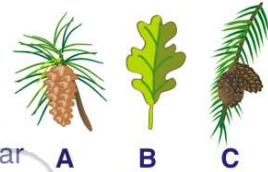
- A parts
- B color
- C smell
- D flavor



(a)

Plants and trees can be grouped by the type of leaves they have. Which two trees have **similar leaves**?


- A trees A and B
- B trees A and C
- C trees B and C
- D none are similar



(b)

What **parts of the plants** are the arrows pointing to in the pictures?

- A the stems
- B the leaves
- C the roots
- D the flowers



(a)

Plants can also be **grouped** by the type of _____ they have.

- A weight
- B color
- C flowers
- D smell



(c)



PREVIEW

Please [Sign In](#) or [Sign Up](#) to download the printable version of this worksheet

- B soft
- C wood
- D thin



- C Deciduous
- D New



Deciduous trees lose their leaves in the fall. What do they do in the **spring**?

- A grow only acorns
- B fall down
- C die
- D grow new leaves



(d)

Some **flowering plants** die each year **only down to their roots** when the weather turns cold; they will grow again when the weather warms up in spring.

- A true
- B false



(a)