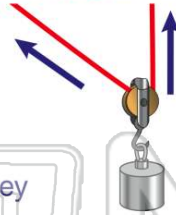




Name _____ Class _____ Date _____

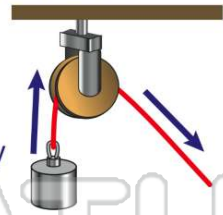
1 What kind of **pulley** is attached to the load and **moves with the load** as the rope is pulled?

- A fixed pulley
- B inclined pulley
- C moveable pulley
- D disconnected pulley



2 What **type of pulley** is attached to a non-moving structure above the load?

- A fixed pulley
- B inclined pulley
- C moveable pulley
- D small pulley



3 What **simple machine** is shown in the picture?

- A lever
- B wheel and axle
- C screw



4 This picture shows an **example** of a(n) _____.

- A wedge
- B inclined plane
- C screw



PREVIEW

Please [Sign In](#) or [Sign Up](#) to download the printable version of this worksheet


7 **B** wedge
C screw
D inclined plane



- B** moving heavy boxes from the ground into a truck
- C** fastening two pieces of wood together
- D** lifting a box to a high shelf

9 The **simple machine** shown is a _____.

- A inclined plane
- B wheel and axle
- C wedge
- D screw



10 This **seesaw** is an example of which **simple machine**?

- A pulley
- B wheel and axle
- C lever
- D inclined plane

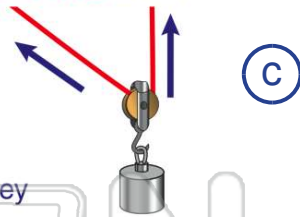




ANSWER KEY

What kind of **pulley** is attached to the load and **moves with the load** as the rope is pulled?

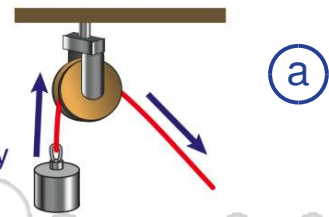
- A fixed pulley
- B inclined pulley
- C moveable pulley
- D disconnected pulley



(C)

What **type of pulley** is attached to a non-moving structure above the load?


- A fixed pulley
- B inclined pulley
- C moveable pulley
- D small pulley



(a)

What **simple machine** is shown in the picture?

- A lever
- B wheel and axle
- C screw
- D inclined plane



(b)

This picture shows an **example** of a(n) _____

- A wedge
- B inclined plane
- C screw
- D lever



(b)



PREVIEW

Please [Sign In](#) or [Sign Up](#) to download the printable version of this worksheet


- C screw
- D inclined plane



- C fastening two pieces of wood together
- D lifting a box to a high shelf

The **simple machine** shown is a _____

- A inclined plane
- B wheel and axle
- C wedge
- D screw



(d)

This **seesaw** is an example of which **simple machine**?

- A pulley
- B wheel and axle
- C lever
- D inclined plane



(c)