



Name \_\_\_\_\_ Class \_\_\_\_\_ Date \_\_\_\_\_

1 How many types of **data** are normally placed on one graph?

- A 1
- B 2
- C 3
- D 4



3 The purpose of a **graph** is to \_\_\_\_\_.

- A show the data collected
- B demonstrate the experiment
- C form a hypothesis
- D explain the problem

2 After posing the question, "In which liquid will a bean plant grow the tallest?" which of the following would be a **measurable hypothesis**?

- A If bean plants are given no water, they will grow.
- B If bean plants can't grow, they should be watered.
- C If bean plants are given distilled water, they will grow more than 28 cm.
- D Bean plants grow to an average height of 22-28 cm.

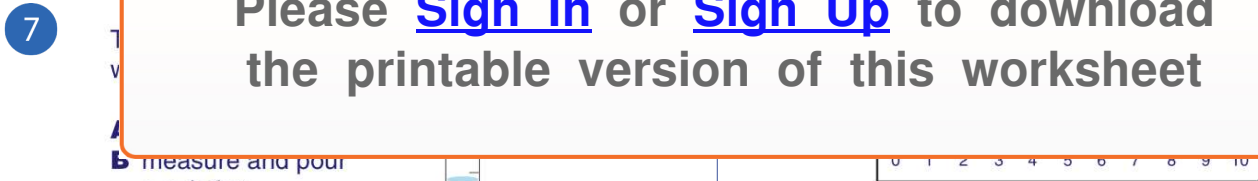
4 A **factor** that can change during an experiment is called a \_\_\_\_\_.

- A data table
- B result
- C variable
- D mystery

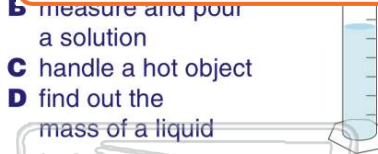


## PREVIEW

Please [Sign In](#) or [Sign Up](#) to download the printable version of this worksheet



7  
B measure and pour a solution  
C handle a hot object  
D find out the mass of a liquid



- A 250 grams
- B 154 grams
- C 150 grams
- D 50 grams

9 When a student sees the **safety symbol** shown below, the student should \_\_\_\_\_.

- A wear a lab apron
- B use tongs
- C watch out for flames
- D be careful of harmful vapors



10 When a student sees the **safety symbol** shown below, the student should \_\_\_\_\_.

- A carefully handle hot liquids
- B avoid harmful odors
- C pour solutions carefully
- D not use a Bunsen burner





## ANSWER KEY

How many types of **data** are normally placed on one graph?

- A 1
- B 2
- C 3
- D 4



(b)

After posing the question, "In which liquid will a bean plant grow the tallest?" which of the following would be a **measurable hypothesis**?

- A If bean plants are given no water, they will grow.
- B If bean plants can't grow, they should be watered.
- C If bean plants are given distilled water, they will grow more than 28 cm.
- D Bean plants grow to an average height of 22-28 cm.

(c)

The purpose of a **graph** is to \_\_\_\_\_.

- A show the data collected
- B demonstrate the experiment
- C form a hypothesis
- D explain the problem

(a)

A **factor** that can change during an experiment is called a \_\_\_\_\_.

- A data table
- B result
- C variable
- D mystery

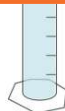
(c)



## PREVIEW

Please [Sign In](#) or [Sign Up](#) to download the printable version of this worksheet

- C handle a hot object
- D find out the mass of a liquid



- A 250 grams
- B 154 grams
- C 150 grams
- D 50 grams

When a student sees the **safety symbol** shown below, the student should \_\_\_\_\_.

- A wear a lab apron
- B use tongs
- C watch out for flames
- D be careful of harmful vapors



(d)

When a student sees the **safety symbol** shown below, the student should \_\_\_\_\_.

- A carefully handle hot liquids
- B avoid harmful odors
- C pour solutions carefully
- D not use a Bunsen burner



(d)