




Name \_\_\_\_\_ Class \_\_\_\_\_ Date \_\_\_\_\_


1 A **population** is the **number of people** who live in a particular area.

A true  
B false



2 You can learn the **approximate populations** of cities by looking in \_\_\_\_\_.

A a dictionary  
B an encyclopedia  
C a thesaurus  
D an almanac



3 Communities with **very large populations** are \_\_\_\_\_.

A urban areas  
B suburban areas  
C rural areas



4 Communities that are **located near cities** are known as \_\_\_\_\_.

A lakes  
B suburbs  
C plots



5



## PREVIEW

7 Please [Sign In](#) or [Sign Up](#) to download the printable version of this worksheet

A true  
B false



A serial  
B cereal  
C census  
D consensus



9 The **movement** of people from place to place is called \_\_\_\_\_.

A agriculture  
B economy  
C migration  
D modernization



10 When people **enter** a new country for **permanent residence**, they are \_\_\_\_\_.

A immigrants  
B emigrants  
C northeasters  
D Yankees





## ANSWER KEY

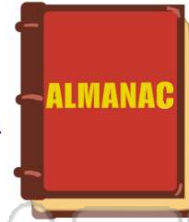
A **population** is the **number of people** who live in a particular area.



(a)

- A true
- B false

You can learn the **approximate populations** of cities by looking in \_\_\_\_\_.



(d)

- A a dictionary
- B an encyclopedia
- C a thesaurus
- D an almanac

Communities with **very large populations** are \_\_\_\_\_.



(a)

- A urban areas
- B suburban areas
- C rural areas
- D popular areas

Communities that are **located near cities** are known as \_\_\_\_\_.



(b)

- A lakes
- B suburbs
- C plots
- D planners



## PREVIEW

Please [Sign In](#) or [Sign Up](#) to download the printable version of this worksheet

- B false



- B cereal
- C census
- D consensus



The **movement** of people from place to place is called \_\_\_\_\_.



(c)

- A agriculture
- B economy
- C migration
- D modernization

When people **enter** a new country for **permanent residence**, they are \_\_\_\_\_.



(a)

- A immigrants
- B emigrants
- C northeasters
- D Yankees