



The Erie Canal

SS
G

Name _____ Class _____ Date _____

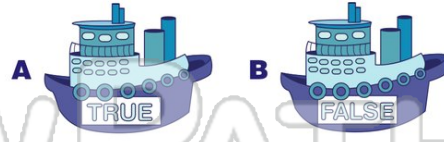
- 1 Which **two bodies of water** does the Erie Canal **connect**?
- A the Atlantic Ocean with the Great Lakes
 - B the Pacific Ocean with Lake Erie
 - C the Hudson River with the Mohawk River
 - D the Susquehanna River with Lake Michigan



- 3 To **overcome the rise in land** between the **beginning** and the **end** of the Erie Canal, _____ were built.
- A aqueducts
 - B channels
 - C barges



- 2 Most of the men who **designed** the construction of the **Erie Canal** were experienced **engineers**.
True or false?



- 4 The original Erie Canal was _____ **miles long**.
- A 363
 - B 276
 - C 178
 - D 467



PREVIEW

Please [Sign In](#) or [Sign Up](#) to download the printable version of this worksheet

- 7
- A Rochester
 - B Detroit
 - C Philadelphia
 - D Baltimore




- A 1699
- B 1798
- C 1825
- D 1901



- 9 What was the **name** given to **people who worked** on the Erie Canal?
- A tributaries
 - B canal folks
 - C Erie Diggers
 - D canawlers

- 10 How **deep** was the **original** canal?
- A 4 feet
 - B 10 feet
 - C 100 feet
 - D 1 mile





ANSWER KEY

Which **two bodies of water** does the Erie Canal **connect**?

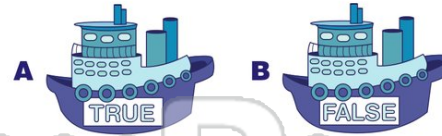
- A the Atlantic Ocean with the Great Lakes
- B the Pacific Ocean with Lake Erie
- C the Hudson River with the Mohawk River
- D the Susquehanna River with Lake Michigan



(a)

Most of the men who **designed** the construction of the **Erie Canal** were experienced **engineers**.

True or false?



(a)

To **overcome the rise in land** between the **beginning** and the **end** of the Erie Canal, _____ were built.

- A aqueducts
- B channels
- C barges
- D locks



(d)

The original Erie Canal was _____ **miles long**.

- A 363
- B 276
- C 178
- D 467



(a)



PREVIEW

Please [Sign In](#) or [Sign Up](#) to download the printable version of this worksheet

- B Detroit
- C Philadelphia
- D Baltimore



- B 1798
- C 1825
- D 1901



What was the **name** given to **people who worked** on the Erie Canal?

- A tributaries
- B canal folks
- C Erie Diggers
- D canawlers

(d)

How **deep** was the **original canal**?

- A 4 feet
- B 10 feet
- C 100 feet
- D 1 mile



(a)