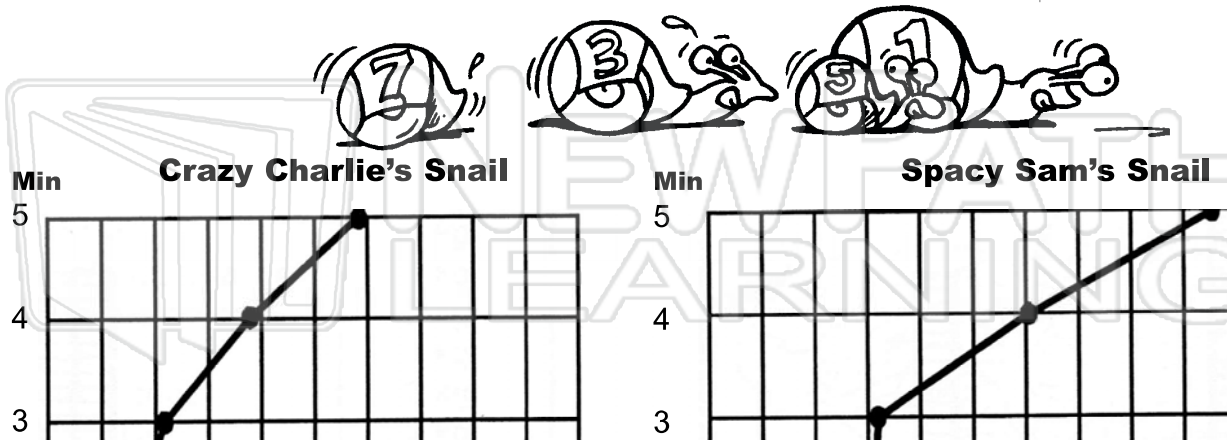




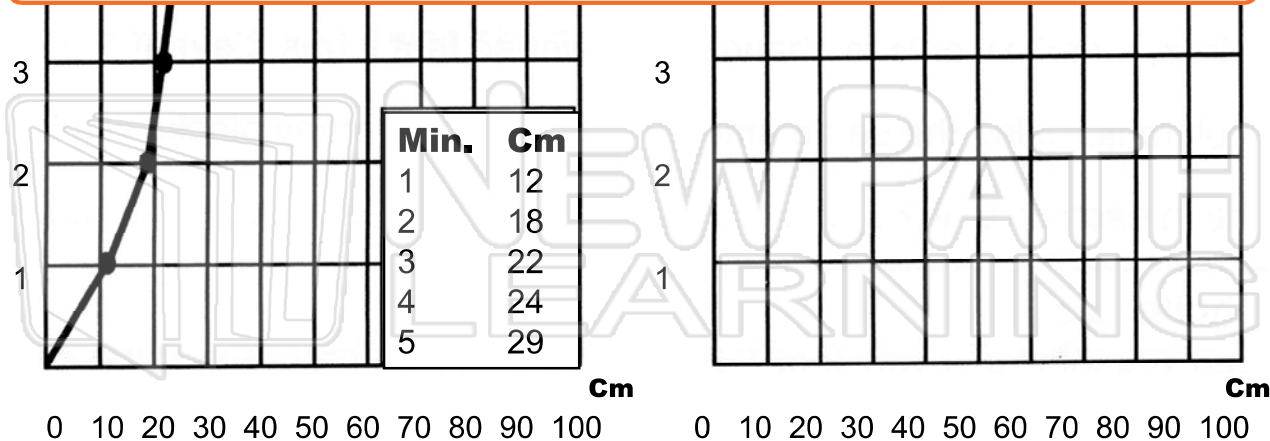
Name _____ Class _____ Date _____

Crazy Charlie, Neil Number and Spacy Sam are racing their snails along the garden path. Mary Measure carefully recorded the results and made a graph for each snail. Use the graphs to answer the questions on the next page.



PREVIEW

Please [Sign In](#) or [Sign Up](#) to download the printable version of this worksheet





Name _____ Class _____ Date _____

Later on, Mary Measure's snail had a turn and Neil Number recorded these results:


Minutes	Distance in Cm
1	20
2	45
3	55
4	60
5	75

Record the results of Mary's snail on the graph.

1. How far did Spacy Sam's snail move?

PREVIEW

Please [Sign In](#) or [Sign Up](#) to download the printable version of this worksheet





Name _____ Class _____ Date _____

Later on, Mary Measure's snail had a turn and Neil Number recorded these results:

Minutes	Distance in Cm
1	20
2	45
3	55
4	60
5	75

Record the results of Mary's snail on the graph.

1. How far did Spacy Sam's snail move? 95 cm

2.

3.

4.

PREVIEW

Please [Sign In](#) or [Sign Up](#) to download the printable version of this worksheet

