




Name _____ Class _____ Date _____

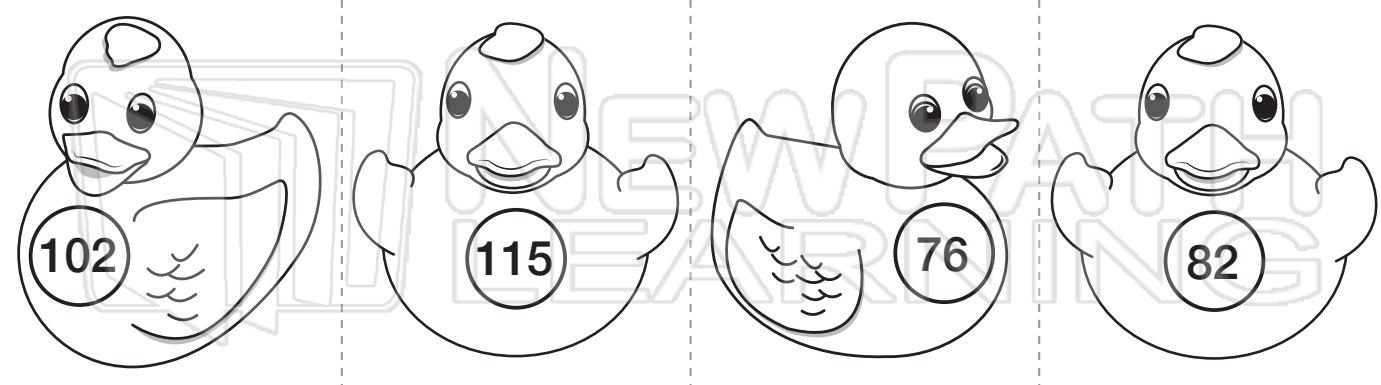
Color the ducks and cut them out. Look at their numbers and place them in order from least to greatest. Glue or tape them onto the next page.



PREVIEW

Please [Sign In](#) or [Sign Up](#) to download the printable version of this worksheet

The banner features a row of colorful educational icons in thought bubbles above a group of diverse children. The icons include a cube, a microscope, a protractor, a beaker, a globe, a target, an atom, a pie chart, a bar graph, and a math symbol set (x, =, +, -). One bubble also contains the letters 'ABC'.





Name _____ Class _____ Date _____

Glue or tape the ducks in place from least to greatest.

START
(least)



PREVIEW

Please [Sign In](#) or [Sign Up](#) to download the printable version of this worksheet



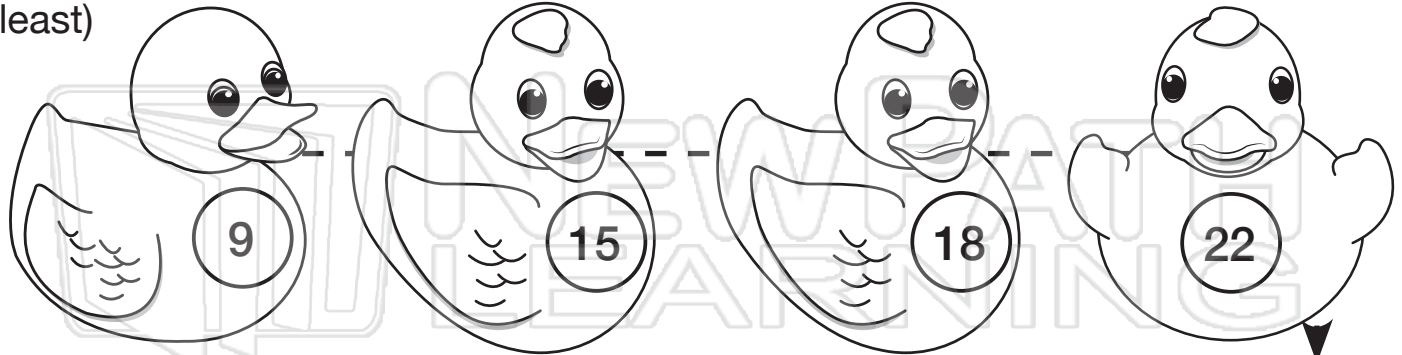
FINISH
(greatest)



Name _____ Class _____ Date _____


Glue or tape the ducks in place from least to greatest.

START
(least)



PREVIEW

Please [Sign In](#) or [Sign Up](#) to download the printable version of this worksheet



FINISH
(greatest)