

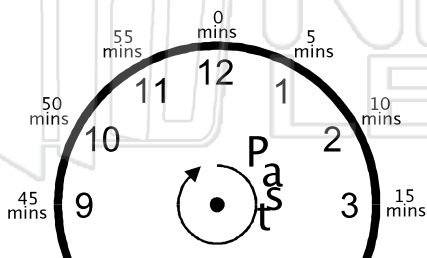


Name _____ Class _____ Date _____

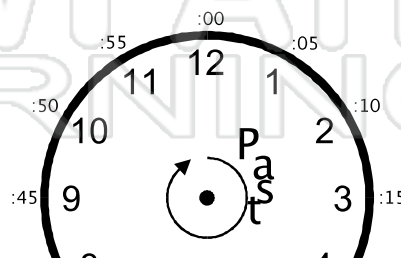
Each number on the clock face represents five minutes of time in the hour for the minute hand.

- 1 = 5 minutes
- 2 = 10 minutes
- 3 = 15 minutes
- 4 = 20 minutes, etc.

Minute Hand Standard Clock Face

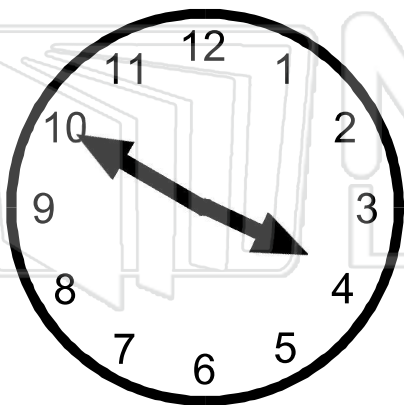


Minute Hand Digital Display



PREVIEW

Please [Sign In](#) or [Sign Up](#) to download the printable version of this worksheet



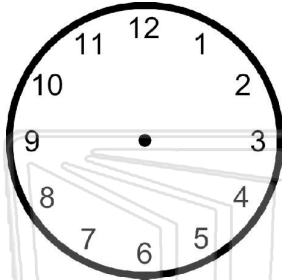
The time is always read with the hour being the last number the small hand has passed.

Example: Even though the hour hand is nearer the 4 because it is nearly 4 o'clock, the actual time is **3:50** because 3:00 was the last hour passed.

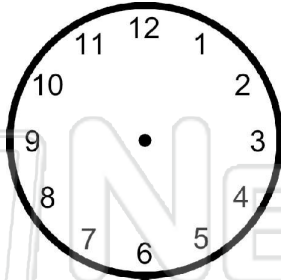


Name _____ Class _____ Date _____

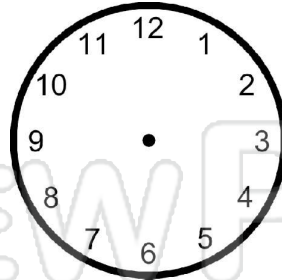
● Draw the times on the clock faces.



10:10



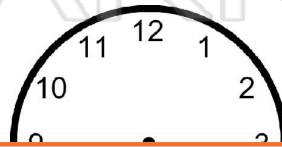
8:45



6:00

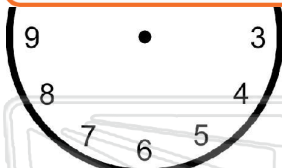


12:40

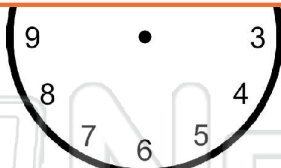


PREVIEW

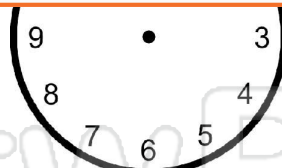
Please [Sign In](#) or [Sign Up](#) to download the printable version of this worksheet



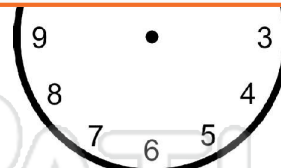
12:45



8:30



10:20



4:40



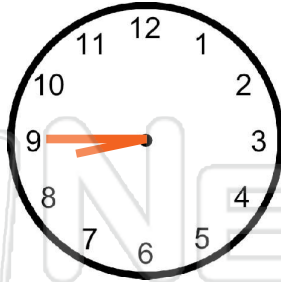


Name _____ Class _____ Date _____

● Draw the times on the clock faces.



10:10



8:45



6:00



12:40

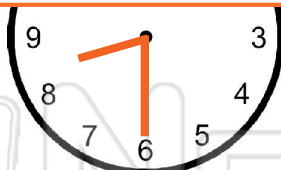


PREVIEW

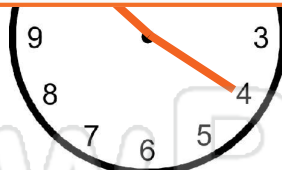
Please [Sign In](#) or [Sign Up](#) to download the printable version of this worksheet



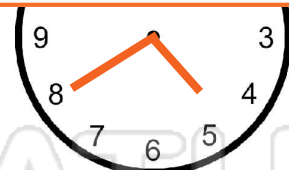
12:45



8:30



10:20



4:40

