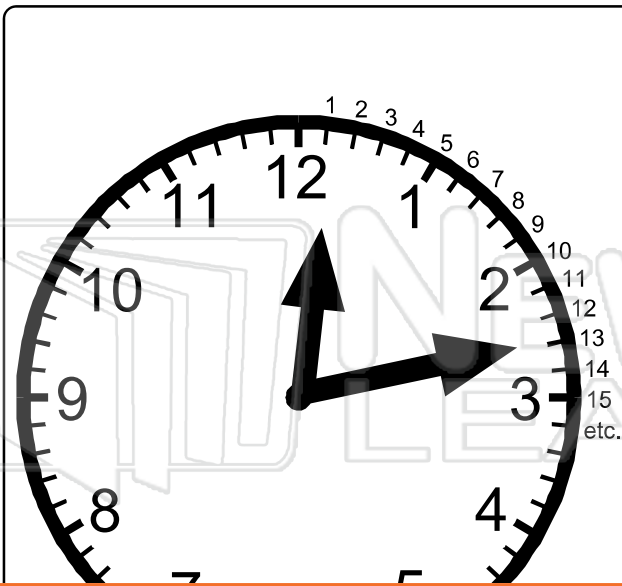




Name \_\_\_\_\_ Class \_\_\_\_\_ Date \_\_\_\_\_



- Between each number on the clock face there are five minutes.
- The long hand or minute hand shows each of these minutes as it moves past.
  - 1 is 5 minutes past
  - 4 is 20 minutes past
- The hour hand is read by the actual number the small hand is pointing to or has last passed.
- **13** means 13 minutes past the



## PREVIEW

Please [Sign In](#) or [Sign Up](#) to download the printable version of this worksheet

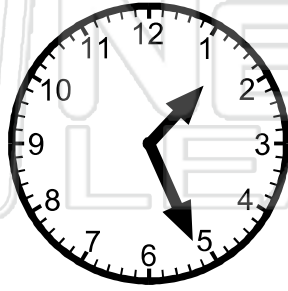
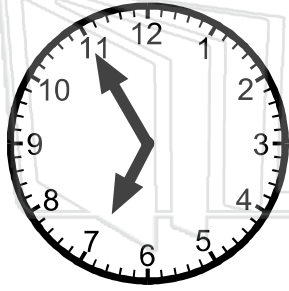

**A.** The hour hand is between the 1 and 2 and has passed 1.  
The minute hand is pointing to the minutes between the 6 and 7.  
*Remember:* the 6 = 30 minutes and 7 = 35 minutes.  
The minute hand is 3 minutes past 30 minutes, i.e. 33 minutes past.  
Therefore the correct time on the clock is **1:33**.

**B.** The hour hand is between 7 and 8 and has passed 7.  
The minute hand is between 50 minutes and 55 minutes. It is pointing to 54 minutes.  
Therefore the time on the clock is **7:54**.



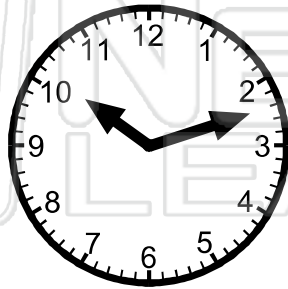
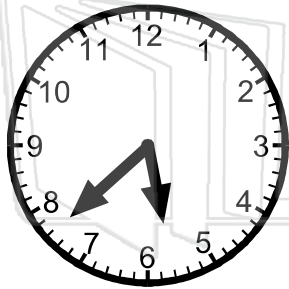
Name \_\_\_\_\_ Class \_\_\_\_\_ Date \_\_\_\_\_

● What times are showing on these clock faces?



**PREVIEW**


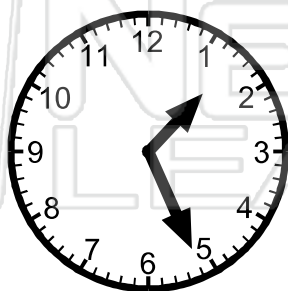
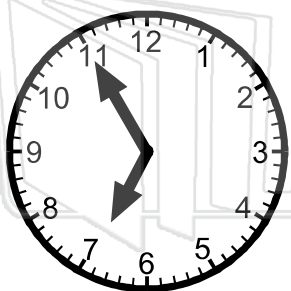

Please [Sign In](#) or [Sign Up](#) to download the printable version of this worksheet





Name \_\_\_\_\_ Class \_\_\_\_\_ Date \_\_\_\_\_

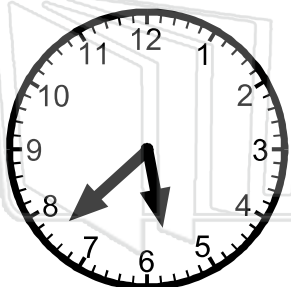
● What times are showing on these clock faces?



## PREVIEW

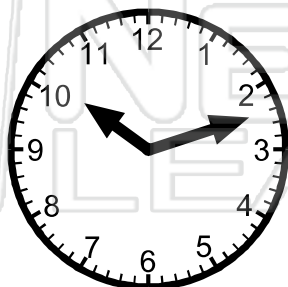
Please [Sign In](#) or [Sign Up](#) to download the printable version of this worksheet

7:41



5:43

6:52



10:12

12:19



1:42

2:09



10:23