




Name _____ Class _____ Date _____

Use the data given to complete the Venn Diagrams.

Out of 150 students, 74 of them wore blue to school one day. On the same day, 87 students wore red. How many students wore both red and blue?

Favorite Foods Survey of 85 People

- Pizza only - 36
- Chicken Wings only - 12
- Tacos only - 15
- Pizza & Wings - 10
- Wings & Tacos - 4
- Pizza & Tacos - 6
- All foods - ?




PREVIEW

Please [Sign In](#) or [Sign Up](#) to download the printable version of this worksheet

55 ch
do. 19
and v
only v
to pla

d
ey
e





Name _____ Class _____ Date _____

Use the data given to complete the Venn Diagrams.

Out of 75 students surveyed, 44 of them owned **cats** and 51 of them owned **dogs**. How many students owned both cats and dogs?

Eighty people were asked which type of movie they preferred to watch. 53 said they like **comedies**, 42 said they preferred **action/adventure** movies. How many liked both?




PREVIEW

Please [Sign In](#) or [Sign Up](#) to download the printable version of this worksheet

60 ch
liked
basek
basek
like to

y - 7
?





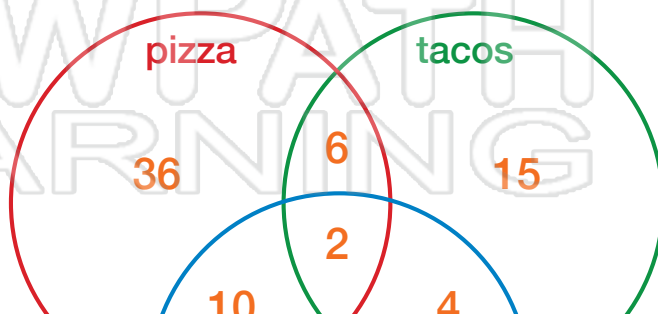
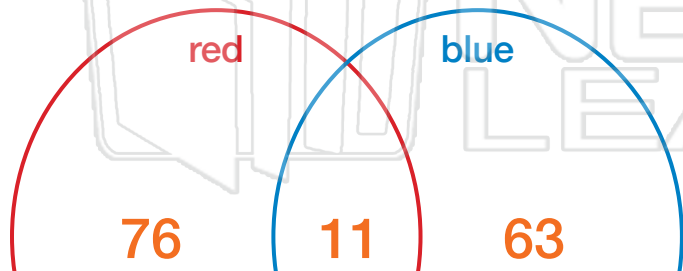
Name _____ Class _____ Date _____

Use the data given to complete the Venn Diagrams.

Out of 150 students, 74 of them wore blue to school one day. On the same day, 87 students wore red. How many students wore both red and blue?

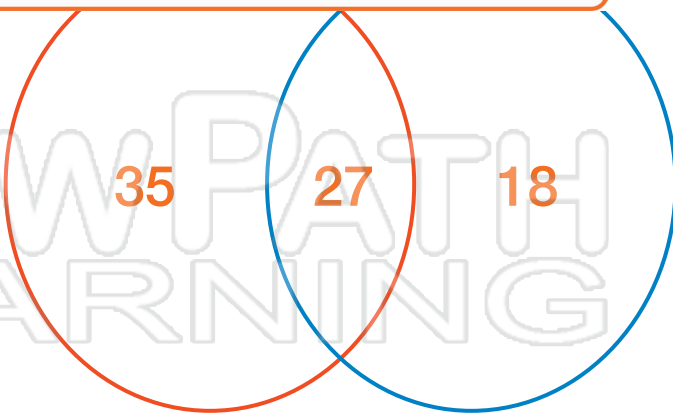
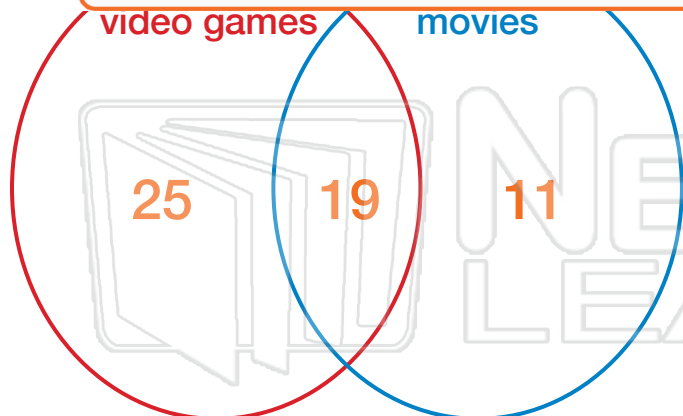
Favorite Foods Survey of 85 People

- Pizza only - 36
- Chicken Wings only - 12
- Tacos only - 15
- Pizza & Wings - 10
- Wings & Tacos - 4
- Pizza & Tacos - 6
- All foods - ?



PREVIEW

Please [Sign In](#) or [Sign Up](#) to download the printable version of this worksheet



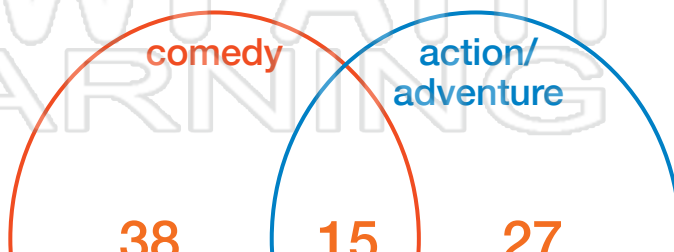
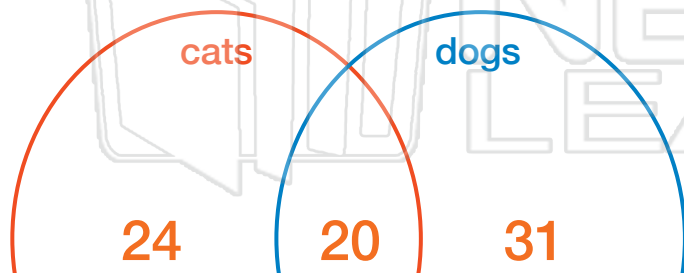


Name _____ Class _____ Date _____

Use the data given to complete the Venn Diagrams.

Out of 75 students surveyed, 44 of them owned **cats** and 51 of them owned **dogs**. How many students owned both cats and dogs?

Eighty people were asked which type of movie they preferred to watch. 53 said they like **comedies**, 42 said they preferred **action/adventure** movies. How many liked both?



PREVIEW

Please [Sign In](#) or [Sign Up](#) to download the printable version of this worksheet

60 ch
liked
basek
basek
like to

y - 7
?

