

FRACTIONS

A fraction is a part of an entire object.

The top number of a fraction is called the **numerator**. It shows how many pieces of a whole we are talking about. In the fraction $\frac{3}{8}$, we are talking about three pieces.

The bottom number is called the **denominator**. It shows how many pieces an object was divided into, or how many TOTAL pieces we have. The fraction $\frac{3}{8}$ tells us that the whole object was divided into 8 pieces.

If the denominators of two fractions are the same, the fraction with the largest numerator is the larger fraction. $\frac{5}{9}$ is larger than $\frac{2}{9}$.

bec
are

The

The

$\frac{1}{4}$ o
squ:



PREVIEW

Please [Sign In](#) or [Sign Up](#) to download
the printable version of this worksheet

The fraction $\frac{1}{4}$ shows: number of blue parts
number of parts in all

We can also say that $\frac{3}{4}$ of the square is yellow, which means that 3 of the 4 parts are yellow.

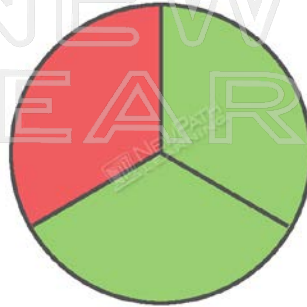
The fraction $\frac{3}{4}$ shows: number of yellow parts
number of parts in all

We know that $\frac{3}{4}$ is a larger fraction than $\frac{1}{4}$.

The second fraction we will look at is $\frac{1}{3}$.

The circle below has 3 equal parts.

$\frac{1}{3}$ of the circle is red, which means that 1 of the 3 parts is red.



The

We
the

The

We

The




PREVIEW

Please [Sign In](#) or [Sign Up](#) to download
the printable version of this worksheet

The triangle below has 2 equal parts.

$\frac{1}{2}$ of the triangle is yellow, which means that 1 of the 2 parts is yellow.



The fraction $\frac{1}{2}$ shows: number of yellow parts
number of parts in all

Equivalent Fractions

Equivalent fractions are fractions that name the same amount or show the same part of an object.

Here is an example.

If a pie is cut into two pieces, each piece is also one-half of the pie.



PREVIEW

Please [Sign In](#) or [Sign Up](#) to download the printable version of this worksheet

If a
pie
mea

f



Let's try another example.


Look at the square below. It is divided into 3 equal parts. You can see that $\frac{2}{3}$ of the square is yellow which means 2 parts of the square are yellow.



Let's
square
Noti

PREVIEW

Please [Sign In](#) or [Sign Up](#) to download the printable version of this worksheet



That tells us that $\frac{2}{3}$ is equivalent to $\frac{4}{6}$.