

## ENERGY OF WAVES

### Wave Basics

When a disturbance transfers energy from one place to another, this is referred to as a **wave**. Most waves, except for electromagnetic waves, require a substance or **medium** through which they can travel. This medium could be a solid, liquid or vapor like air. Waves requiring a medium are called **mechanical waves**. In these waves, energy is transferred from particle to particle, as the particles bump into each other and pass along the waves of energy. Basically, the source of energy is causing the particles in the medium to vibrate. Waves of energy travel through the particles of the medium, but they don't carry the medium with them.

Me

Mec  
type

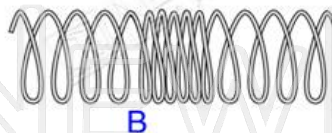
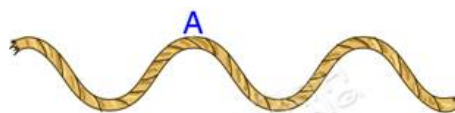
A w  
whic  
illus

Wav  
calle  
long



### PREVIEW

Please [Sign In](#) or [Sign Up](#) to download the printable version of this worksheet



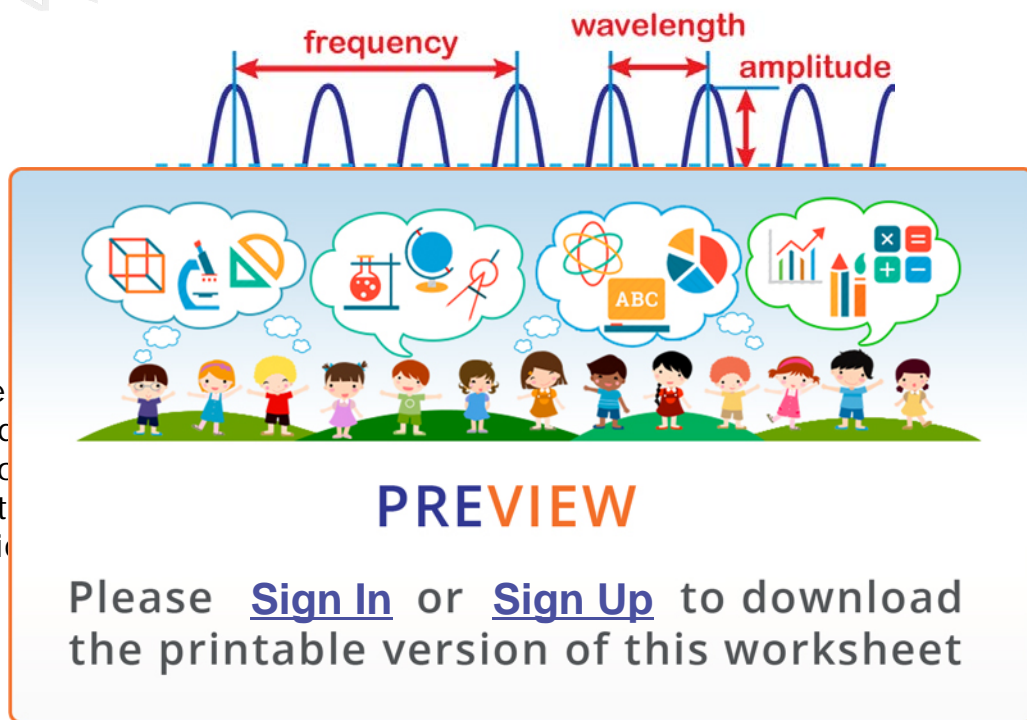
In the diagram above, energy creates areas of **compression** where particles of the medium are brought close together. Areas of the wave where the mediums particles are spread out are called **rarefactions**.

### LESSON CHECKPOINT:

**What are the two different types of mechanical waves?**

The term **amplitude** is used to describe the maximum distance that the medium particles move away from their resting position when a wave is passing through. In a transverse wave, amplitude would describe how much up and down movement the particles exhibit and, in a longitudinal wave, it describes the amount of compression and rarefaction that occurs.

A **wavelength** is the distance between two corresponding locations on a wave.



The diagram illustrates a transverse wave on a dashed horizontal line. A red double-headed arrow labeled 'frequency' spans two full cycles. A red double-headed arrow labeled 'wavelength' spans one full cycle. A red double-headed arrow labeled 'amplitude' spans from the resting position to the peak. Below the diagram is a box with educational icons (science, math, letters) and a group of children. The word 'PREVIEW' is written in large letters, followed by a sign-in/sign-up prompt.

The  
Frec  
and  
cert  
indi

in a

**PREVIEW**

Please [Sign In](#) or [Sign Up](#) to download the printable version of this worksheet

**wavelength, and frequency of a wave?**

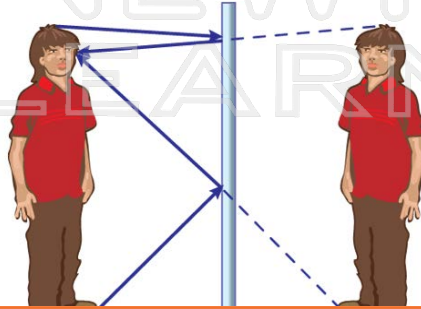
Waves travel at different speeds. To calculate the **speed** of a wave, use the formula below:

$$\text{Speed} = \text{wavelength} \times \text{frequency}$$

## Interactions of Waves

Waves interact in several different ways.

- One type of interaction is **reflection**. In this case, when a wave makes contact with an object that it can not pass through, it bounces off. Light reflecting off a mirror is a good example of this.



A  
B  
S  
C



**PREVIEW**

Please [Sign In](#) or [Sign Up](#) to download the printable version of this worksheet

air

© NewPath Learning | newpathlearning.com

- Another type of interaction is called **diffraction**. This accounts for how waves spread out through openings or how waves go around corners.
- The final type of interaction is called **interference**. Sometimes waves combine in a constructive manner to make a wave of greater amplitude. Other times, waves can combine in a destructive manner to decrease the overall amplitude of the new wave. See the diagram below for an illustration of this.

**LESSON CHECKPOINT: What are the ways that waves interact with each other?**

## Seismic Waves

Waves that are caused by earthquakes are called **seismic** waves. The movement and breaking of rock in the Earth's crust causes earthquakes. When an earthquake occurs, energy gets released through rock as both transverse and longitudinal waves. The transverse waves are called **S** waves and the longitudinal waves are referred to as **P** waves. Earthquakes under the ocean cause the ocean crust to shift and break, and large amounts of water can be displaced, creating large waves of water called tsunamis. These waves of water typically have very long wavelengths, often several hundred kilometers long. Tsunamis are powerful and can be very destructive when they reach shorelines.

### LESSON CHECKPOINT:



### PREVIEW

Please [Sign In](#) or [Sign Up](#) to download the printable version of this worksheet

