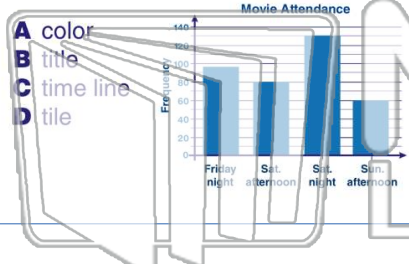




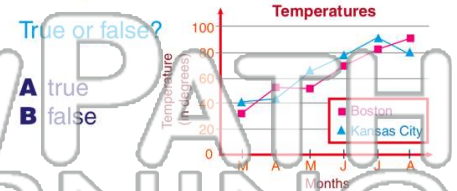
Name _____ Class _____ Date _____

1 An important source of **information** in a graph is the _____ of the graph.



- A color
- B title
- C time line
- D tile

2 **Line graphs** use a series of **lines** to convey information.



- True or false?
- A true
 - B false

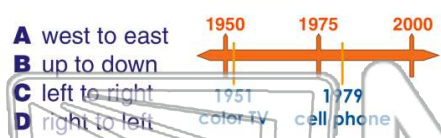
3 It is important to _____ when **interpreting graphs**.

4 A graph comprised of **symbols** is called a **picture graph**.

PREVIEW

Please [Sign In](#) or [Sign Up](#) to download the printable version of this worksheet

7 _____, read from _____.



- A west to east
- B up to down
- C left to right
- D right to left

8 _____, read from _____.



- True or false?
- A true
 - B false

9 On which side of a time line will the **most recent event** appear?



- A left
- B top
- C bottom
- D right

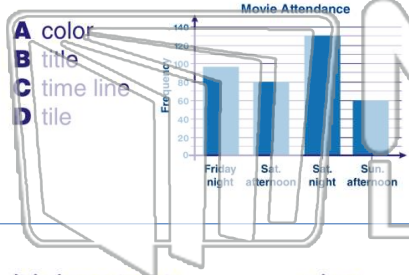
10 Which **math skill** is most helpful in **interpreting time lines**?

- A graphing
- B subtraction
- C division
- D multiplication



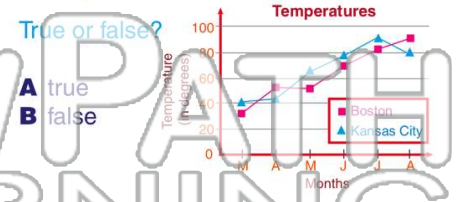
Name _____ Class _____ Date _____

1 An important source of **information** in a graph is the _____ of the graph.



- A color
- B title
- C time line
- D tile

2 **Line graphs** use a series of **lines** to convey information.



- True or false?
- A true
 - B false

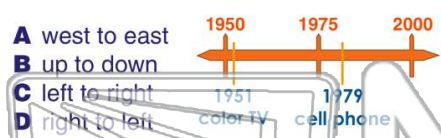
3 It is important to _____ when **interpreting graphs**.

4 A graph comprised of **symbols** is called a **picture graph**.

PREVIEW

Please [Sign In](#) or [Sign Up](#) to download the printable version of this worksheet

7 _____, read from _____.



- A west to east
- B up to down
- C left to right
- D right to left

8 _____, read from _____.



- True or false?
- A true
 - B false

9 On which side of a time line will the **most recent event** appear?



- A left
- B top
- C bottom
- D right

10 Which **math skill** is most helpful in **interpreting time lines**?

- A graphing
- B subtraction
- C division
- D multiplication