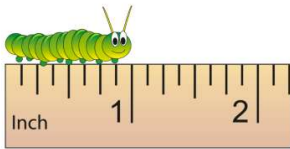




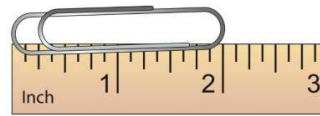
Name _____ Class _____ Date _____

1



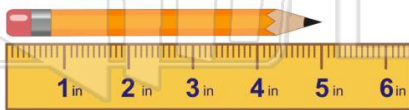
- A $1\frac{1}{2}$ inch C 11 inches
B 1 inch D 2 inches

2



- A 1 inch C 2 inches
B $1\frac{1}{2}$ inches D $2\frac{1}{2}$ inches

3



4



5



PREVIEW

Please [Sign In](#) or [Sign Up](#) to download the printable version of this worksheet

7

- C quart
D liter

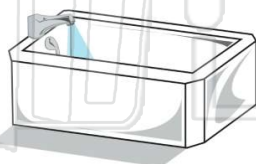


- A 2 inches C 4 inches
B 3 inches D 5 inches

9

A bathtub holds _____ than 1 liter.

- A more
B less



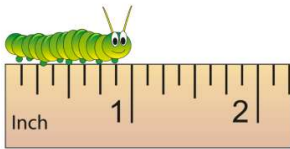
10

Which holds more than 1 pint?

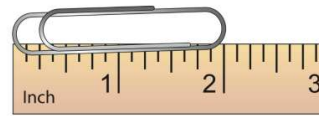




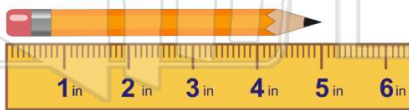
Name _____ Class _____ Date _____

1

- A** $1\frac{1}{2}$ inch **C** 11 inches
B 1 inch **D** 2 inches

(B)**2**

- A** 1 inch **C** 2 inches
B $1\frac{1}{2}$ inches **D** $2\frac{1}{2}$ inches

(C)**3****(D)****4****(C)****5****(B)**

PREVIEW

Please [Sign In](#) or [Sign Up](#) to download the printable version of this worksheet

7

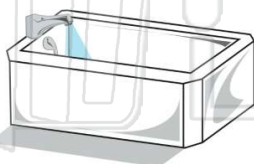
- C** quart
D liter

- A** 2 inches **C** 4 inches
B 3 inches **D** 5 inches

(C)**9**

A **bathtub** holds _____ than **1 liter**.

- A** more
B less

**(A)****10**

Which holds **more** than **1 pint**?

**(D)**