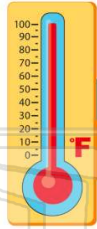




Name \_\_\_\_\_ Class \_\_\_\_\_ Date \_\_\_\_\_

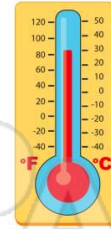
1 The temperature is \_\_\_\_ ° F.

- A 100
- B 90
- C 80
- D 70



2 The temperature is \_\_\_\_ ° C.

- A 25
- B 30
- C 35
- D 40



3 The temperature is \_\_\_\_ ° C.

- A 70
- B 60
- C 50



4 The temperature is \_\_\_\_ ° C.

- A 5
- B 15
- C 25



5



## PREVIEW

Please [Sign In](#) or [Sign Up](#) to download the printable version of this worksheet

7

- C 25
- D 35

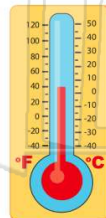


- C 55° C
- D 65° C



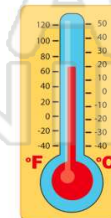
9 The temperature is \_\_\_\_ ° C.

- A 15
- B 5
- C 10
- D 25



10 The temperature is \_\_\_\_ ° C.

- A 0
- B 10
- C 20
- D 30

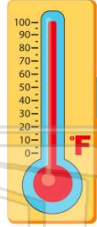




Name \_\_\_\_\_ Class \_\_\_\_\_ Date \_\_\_\_\_

1 The temperature is \_\_\_\_ ° F.

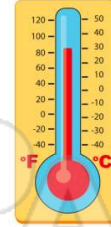
- A 100
- B 90
- C 80
- D 70



(A)

2 The temperature is \_\_\_\_ ° C.

- A 25
- B 30
- C 35
- D 40



(B)

3 The temperature is \_\_\_\_ ° C.

- A 70
- B 60
- C 50



(C)

4 The temperature is \_\_\_\_ ° C.

- A 5
- B 15
- C 25



(D)

5



(D)

## PREVIEW

Please [Sign In](#) or [Sign Up](#) to download the printable version of this worksheet

7

- C 25
- D 35



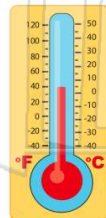
- C 55° C
- D 65° C



(B)

9 The temperature is \_\_\_\_ ° C.

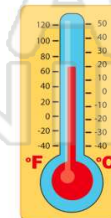
- A 15
- B 5
- C 10
- D 25



(B)

10 The temperature is \_\_\_\_ ° C.

- A 0
- B 10
- C 20
- D 30



(C)