




Name \_\_\_\_\_ Class \_\_\_\_\_ Date \_\_\_\_\_

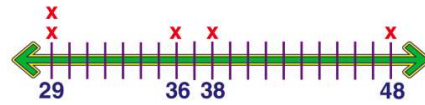
1 The mean of 36, 29, 29, 38, 48 is 36.

- A true
- B false

True or false?



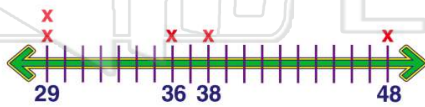
2 The mode of 36, 29, 29, 38, 48 is 38.



True or false?

- A true
- B false

3 The median of 36, 29, 29, 38, 48 is 29.



4 Find the mean for the following set of numbers:

2 3 4 4 5 6

- A 3
- B 28



5



## PREVIEW

Please [Sign In](#) or [Sign Up](#) to download the printable version of this worksheet

7

True or false?

- A true
- B false

9 The median of 4, 6, 2, 8, 7, 5, 10 is 6.



True or false?

- A true
- B false

10 Find the mean for the following set of numbers:

13 18 21 18 20

- A 90
- B 19
- C 18
- D 95

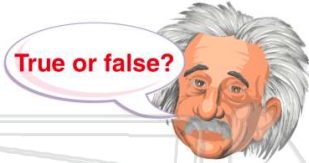


Name \_\_\_\_\_ Class \_\_\_\_\_ Date \_\_\_\_\_

1 The mean of 36, 29, 29, 38, 48 is 36.

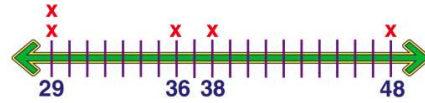
- A true
- B false

True or false?



(A)

2 The mode of 36, 29, 29, 38, 48 is 38.

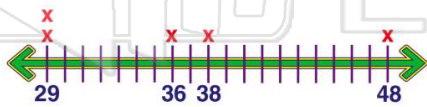


True or false?

- A true
- B false

(B)

3 The median of 36, 29, 29, 38, 48 is 29.



(B)

4 Find the mean for the following set of numbers:

2 3 4 4 5 6

- A 3
- B 28



(D)

5



(A)

## PREVIEW

Please [Sign In](#) or [Sign Up](#) to download the printable version of this worksheet

7

(B)

True or false?

- A true
- B false

9 The median of 4, 6, 2, 8, 7, 5, 10 is 6.



True or false?

- A true
- B false

(A)

10 Find the mean for the following set of numbers:

13 18 21 18 20

- A 90
- B 19
- C 18
- D 95

(C)